

Truckee Meadows Community College

Dr. Karin Hilgersom

June 9-10, 2022



2021-2022

Endurance and Celebration



Vision

TMCC is a leader in innovative education, meeting student and community needs.

Mission

Create a future you will love with accessible, innovative educational opportunities at TMCC. Together we can make it happen.

Values

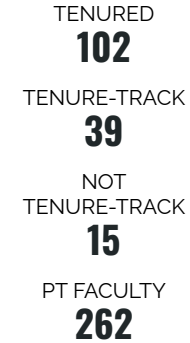
The values upon which Truckee Meadows Community College bases its mission and vision statements are the principles, standards and qualities the College considers worthwhile and desirable.

Truckee Meadows Community College is committed to:

- Student access and success
- Excellence in teaching and learning
- Evidence of student progress through assessment of student outcomes
- Nurturing a climate of innovative and creative thought
- Collaborative decision making
- Community development through partnerships and services
- Ethical practices and integrity
- Respect, compassion, and equality for all persons
- Embracing diversity and inclusion
- Responsible and sustainable use of resources
- Fostering attitudes that exemplify responsible participation in a democratic society
- A healthy environment and a healthy college community

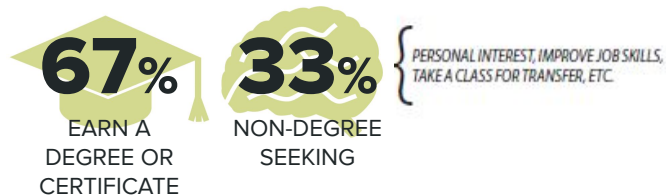


TMCC: A Comprehensive Community College

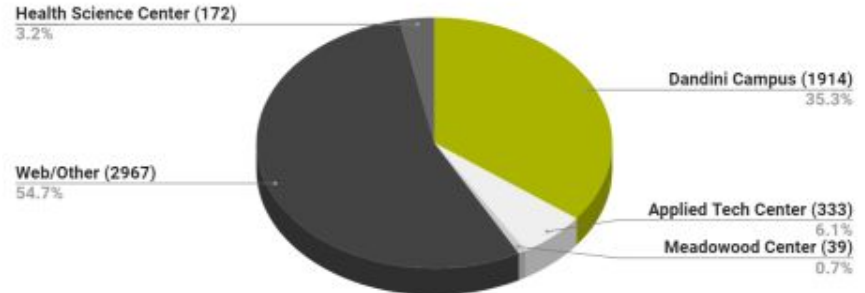


of Student Credit Hours are Taught by Full-Time Faculty

Educational Goal



FTE Generated by Campus Location



Source: TMCC IR Data Warehouse

University Transfer and the Arts at TMCC

- Transfer degree-seekers comprise **71%** of our student body.
- University Transfer degrees comprise **71%** of degrees we award.
- **60%** of students earning a transfer degree at TMCC transfer to another institution to continue their education.
- Examples of **transfer majors**: Engineering, Fine Arts, Psychology



Declared Majors by Division



Liberal Arts Division
16%

Math and Physical
Sciences Division
23%



Life Sciences, Allied
Health and Public Safety
Division
17%

Business and Social
Sciences Division
29%

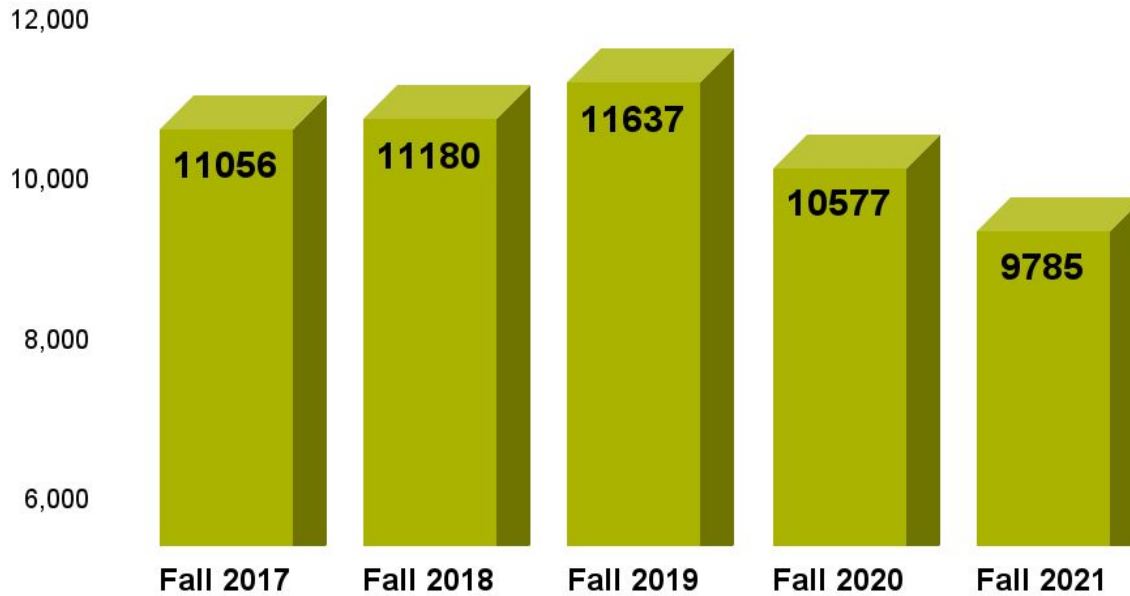


Technical Sciences
Division
15%



Source: TMCC IR Data Warehouse

Fall Enrollment



12% decrease
in student
headcount from
five years ago

High School Outreach & Dual Enrollment

- TMCC serves **60 High Schools**:
- **200%** increase in high school students taking dual-enrollment courses (2017-2021)
- TMCC HS continues to thrive (**N= 224**)
- **34%** of high school students enrolled in a dual-enrollment program continue at TMCC after high school graduation
- High School students receiving degrees from TMCC has increased from **48 to 85** annually in the last five years (60 from TMCC High School and 25 from other high schools, 2021)
- **None of these successes are captured in the IPEDS cohort**

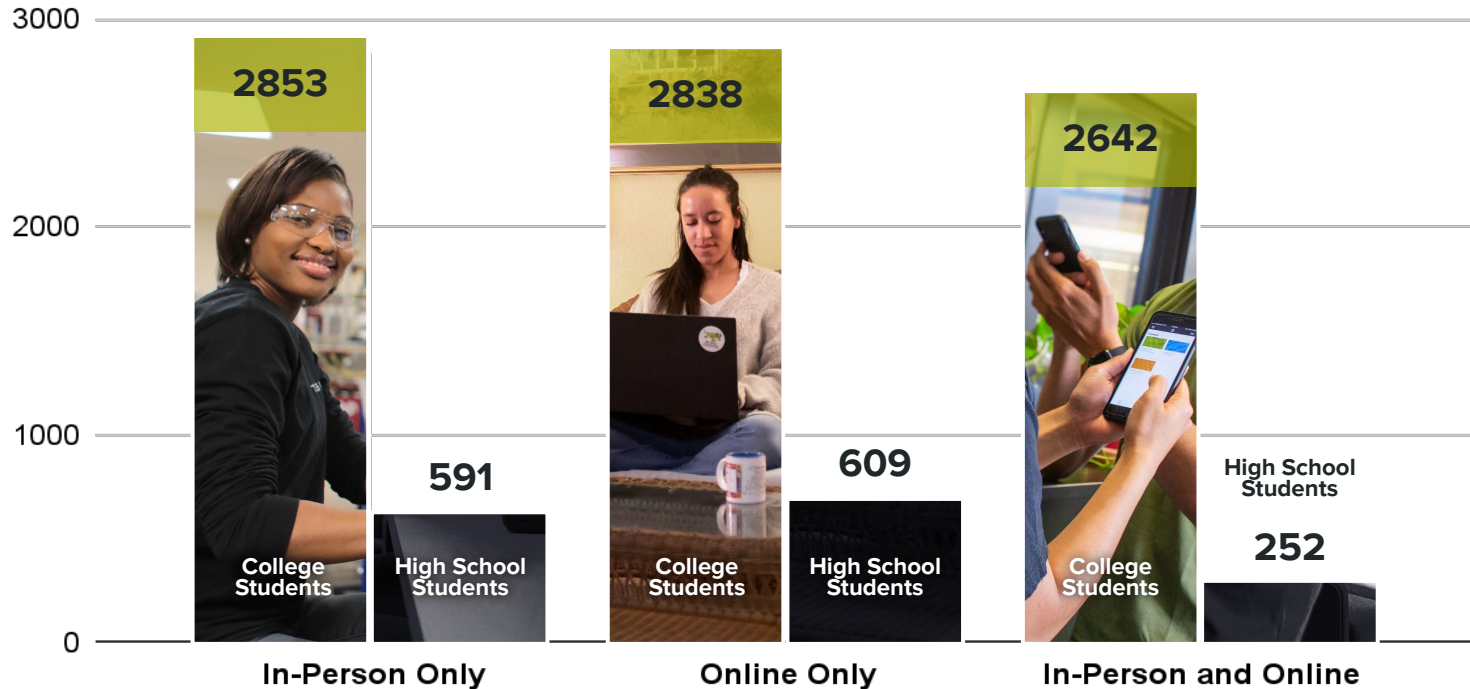


Source: IR Data Warehouse, Student Services and Diversity

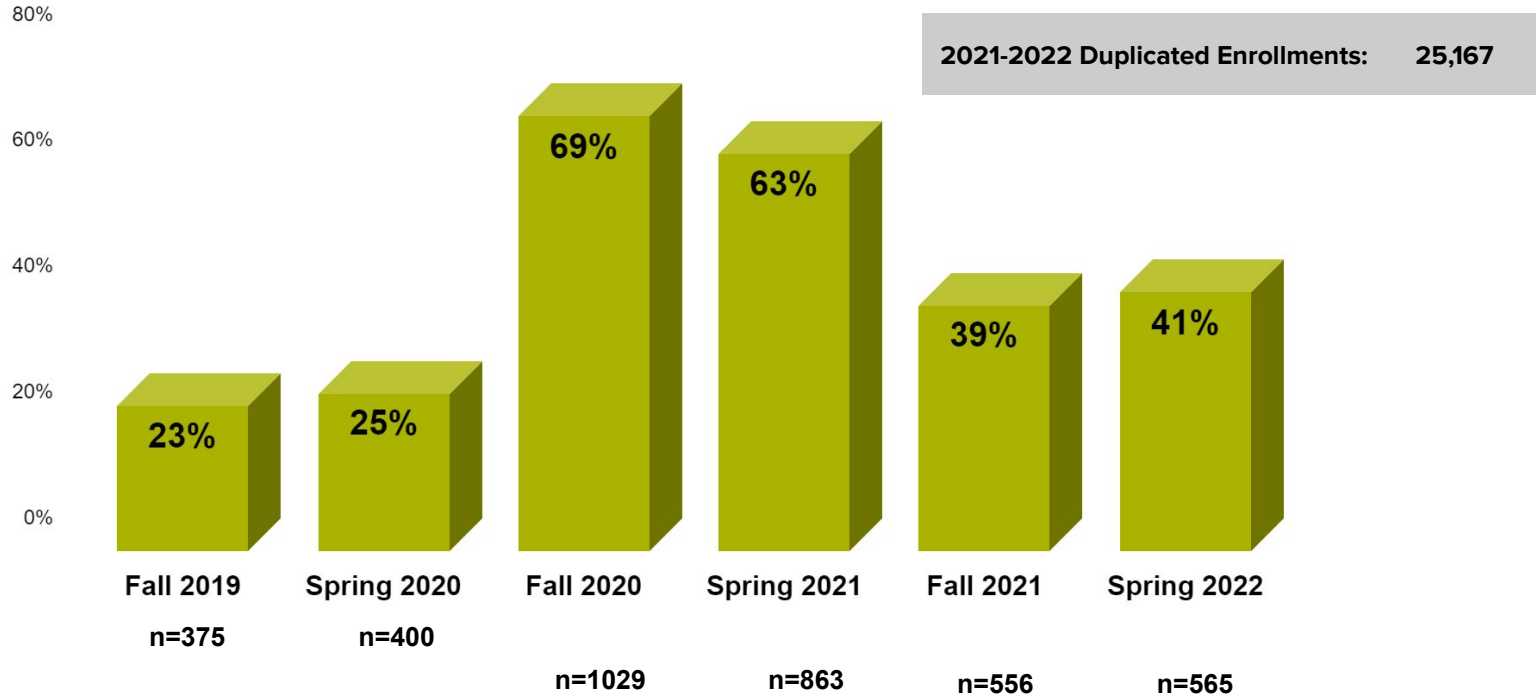


“New Times” for the College for the New Nevada

Fall 2021 Mode of Instruction: Headcount by Student Type

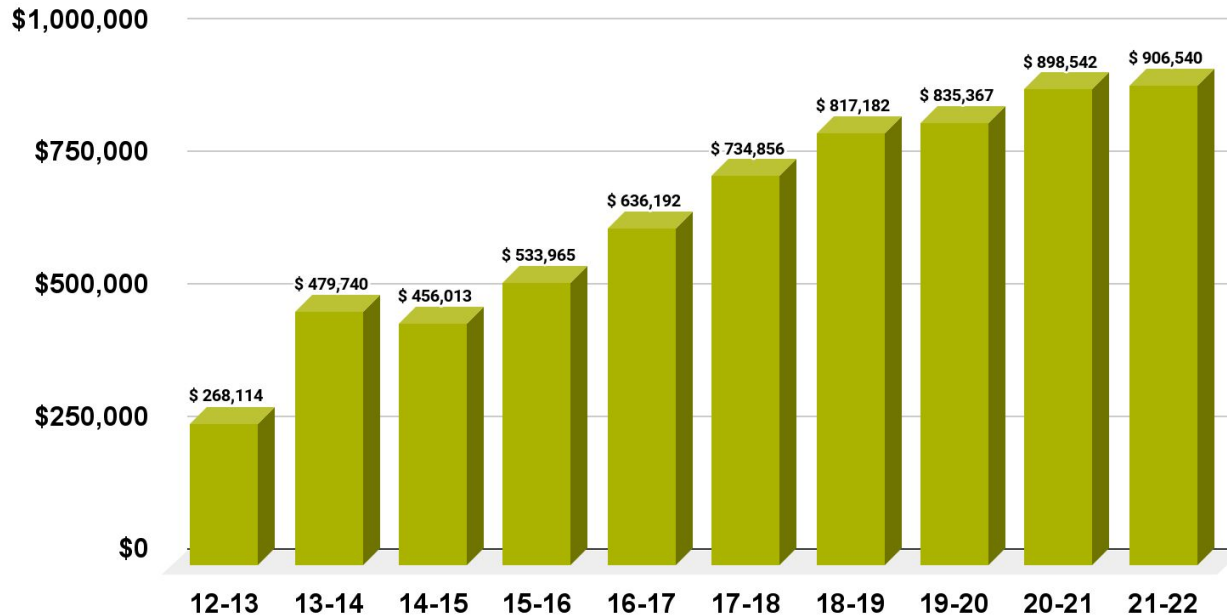


TMCC Online Education - *Percent of Sections that are Web-based*



Student Scholarship Support

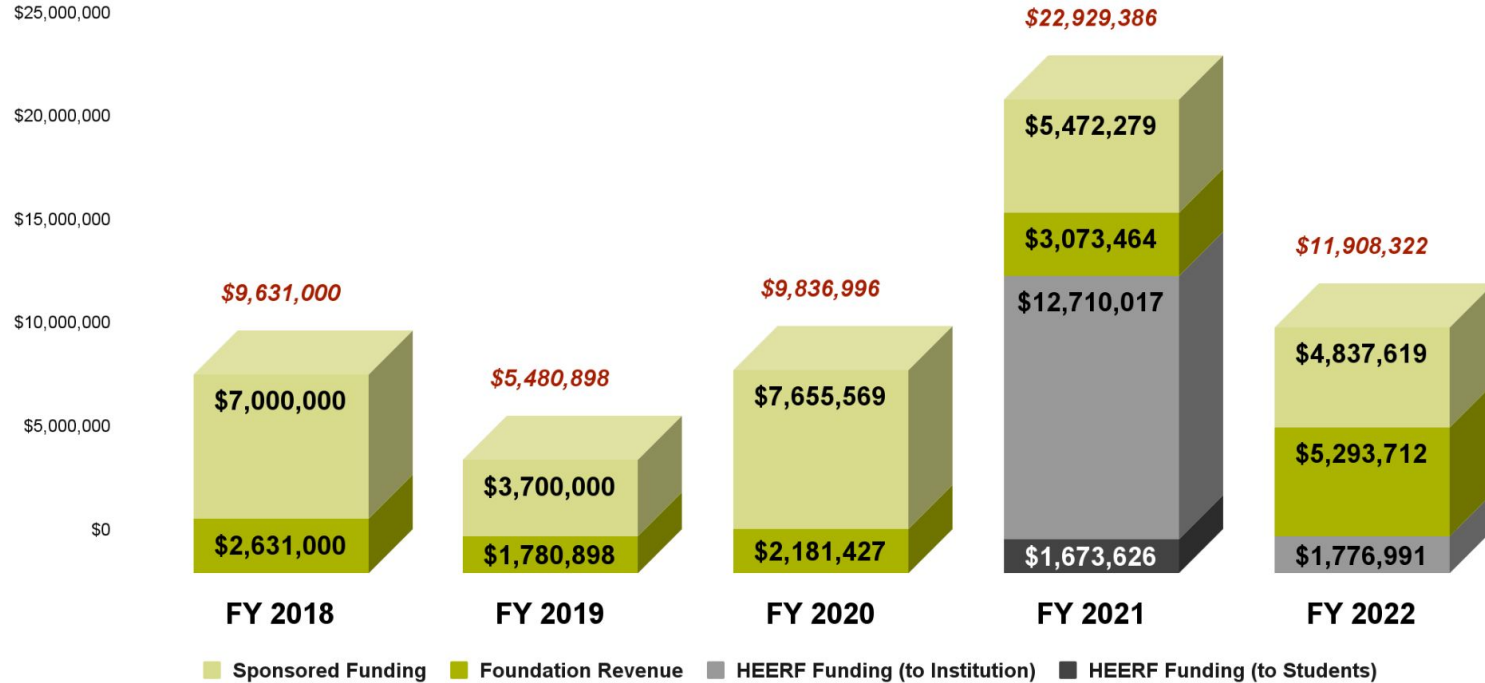
TMCC Foundation Student Scholarship Support FY13 - FY22



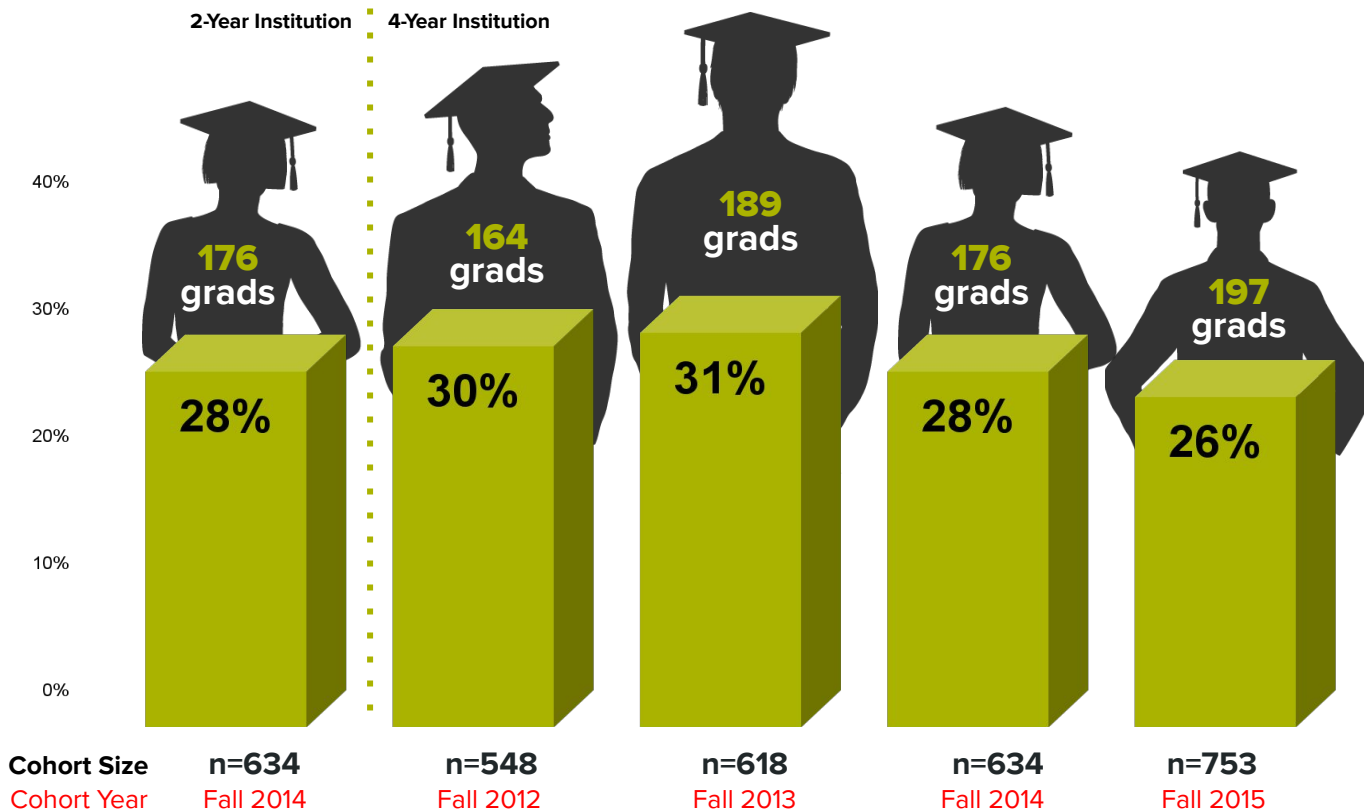
Student scholarship support dollars have **increased more than 200%** over the last 10 years.

External Funding

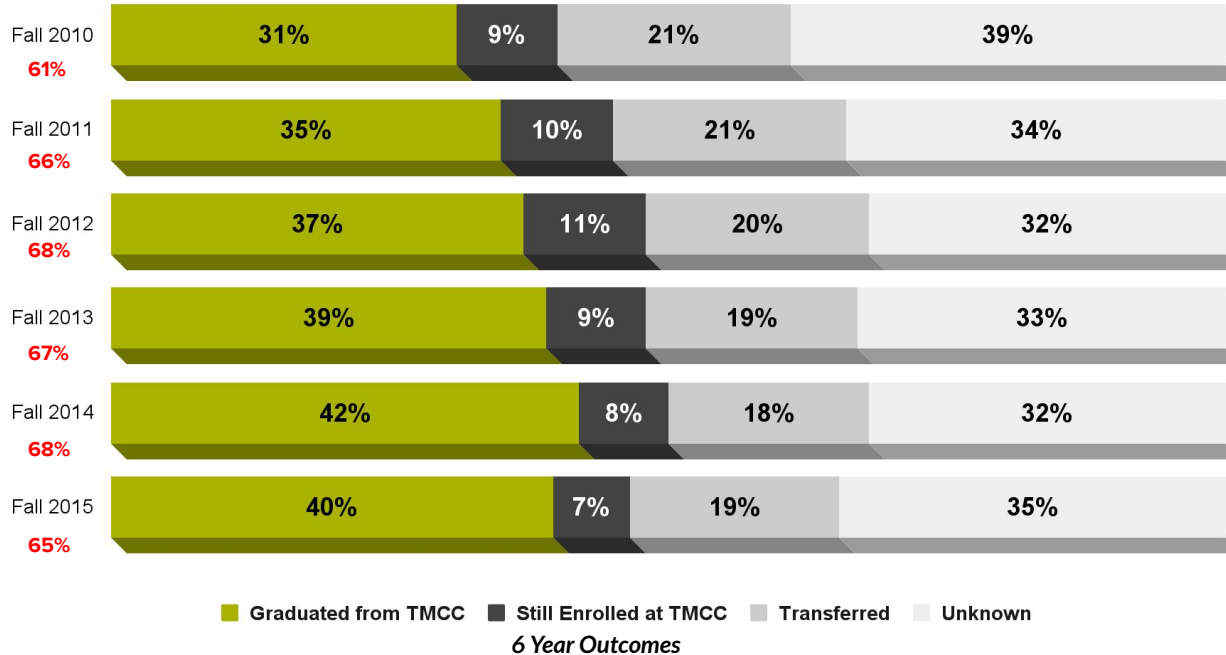
Foundation Revenue and Sponsored Funding



IPEDS 150% Graduation Rate (*1st-time, full-time*)



SAM: Student Achievement Measure

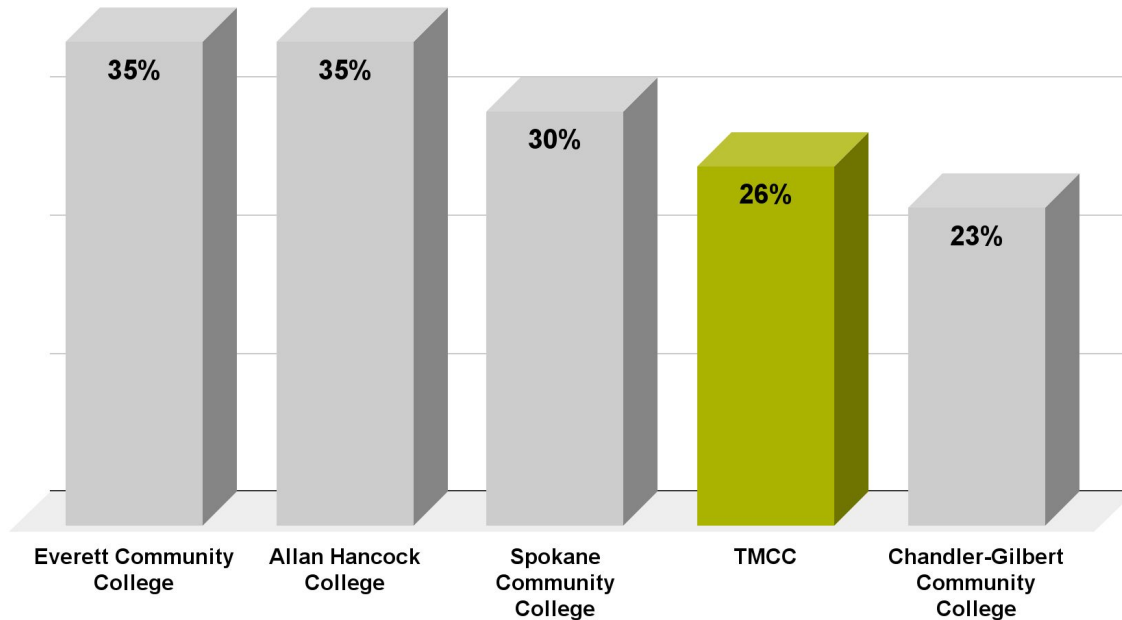


How SAM differs from IPEDS:

- Includes all students new to TMCC, not just new to higher ed
- Includes PT
- Infers degree-seeking from course-taking patterns
- Assesses outcomes (graduated, still enrolled, transferred) after 6 years

IPEDS 150% Graduation Rate with Aspirational and Comparison Peers

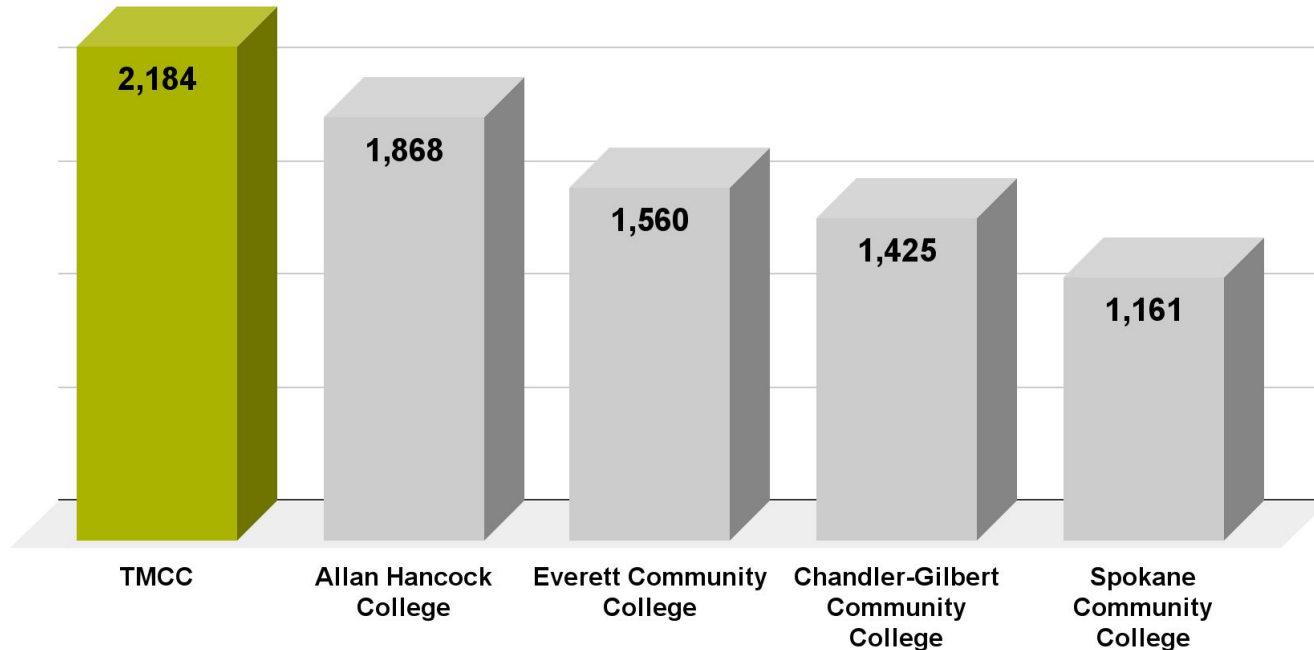
(Data Currency: Peers - Fall 2014 IPEDS Cohort and TMCC - Fall 2015 IPEDS Cohort)



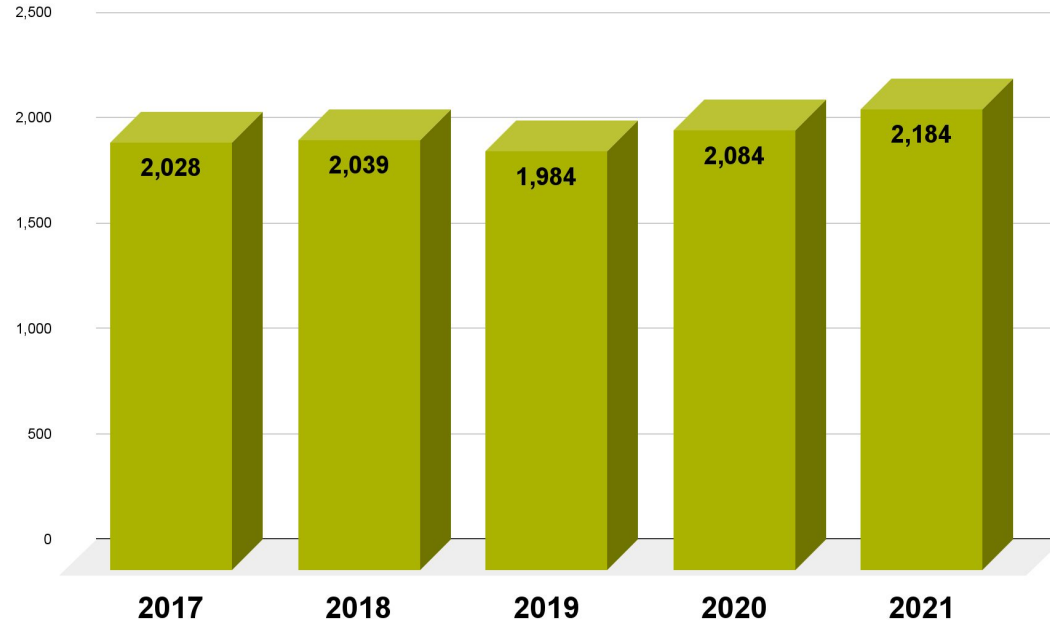
Source: IPEDS Peer Comparison Tool and IPEDS Graduation Rate Survey

Students Receiving Degrees or Certificates with Aspirational and Comparison Peers

(Data Currency: Peers - Fall 2020 Report and TMCC - Fall 2021 IPEDS Report)



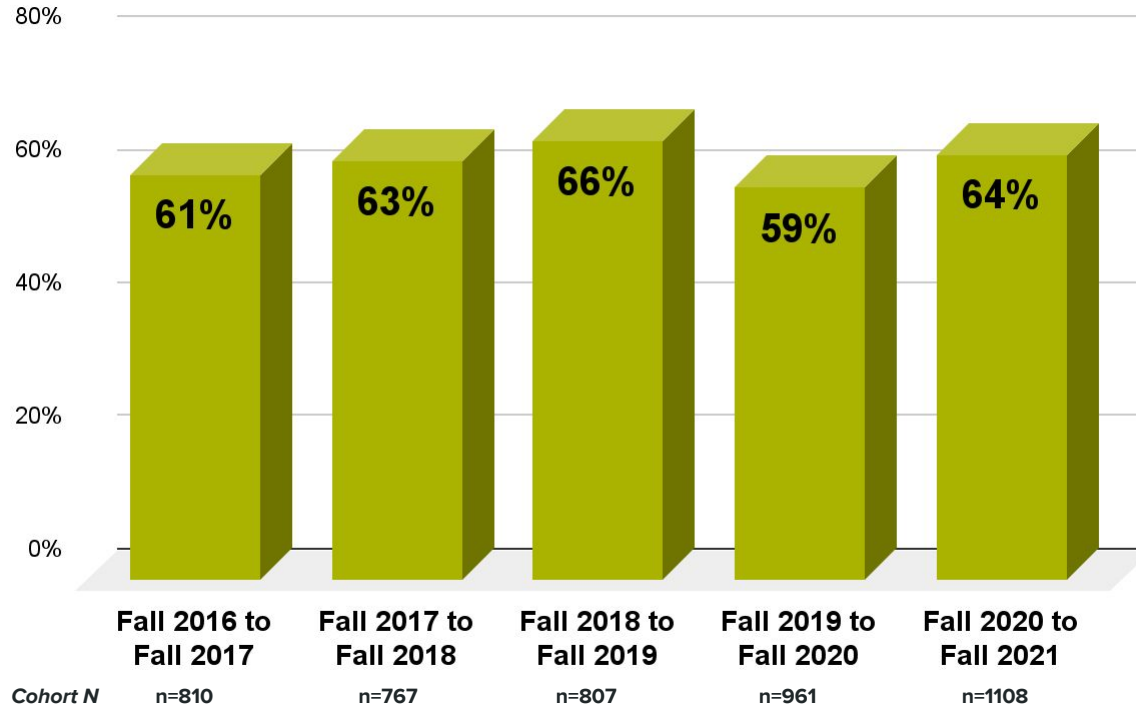
TMCC Students Receiving Degrees and Certificates



Source: IPEDS Completions Report

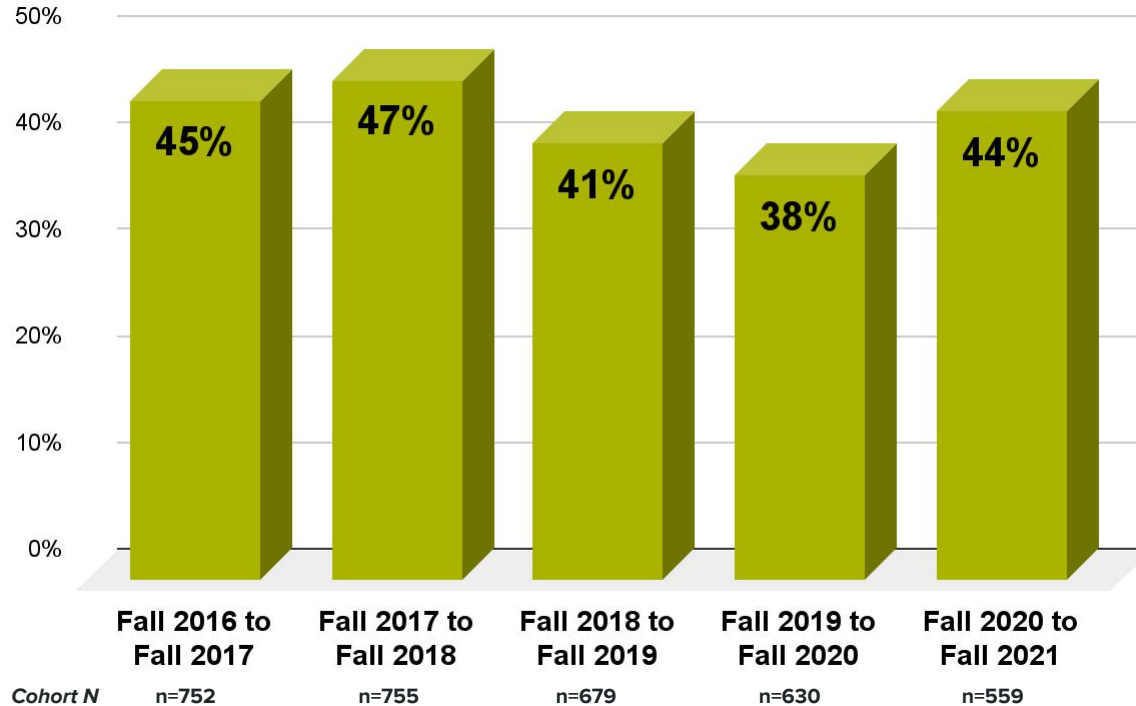


Fall-to-Fall Retention Rates (Full-Time)



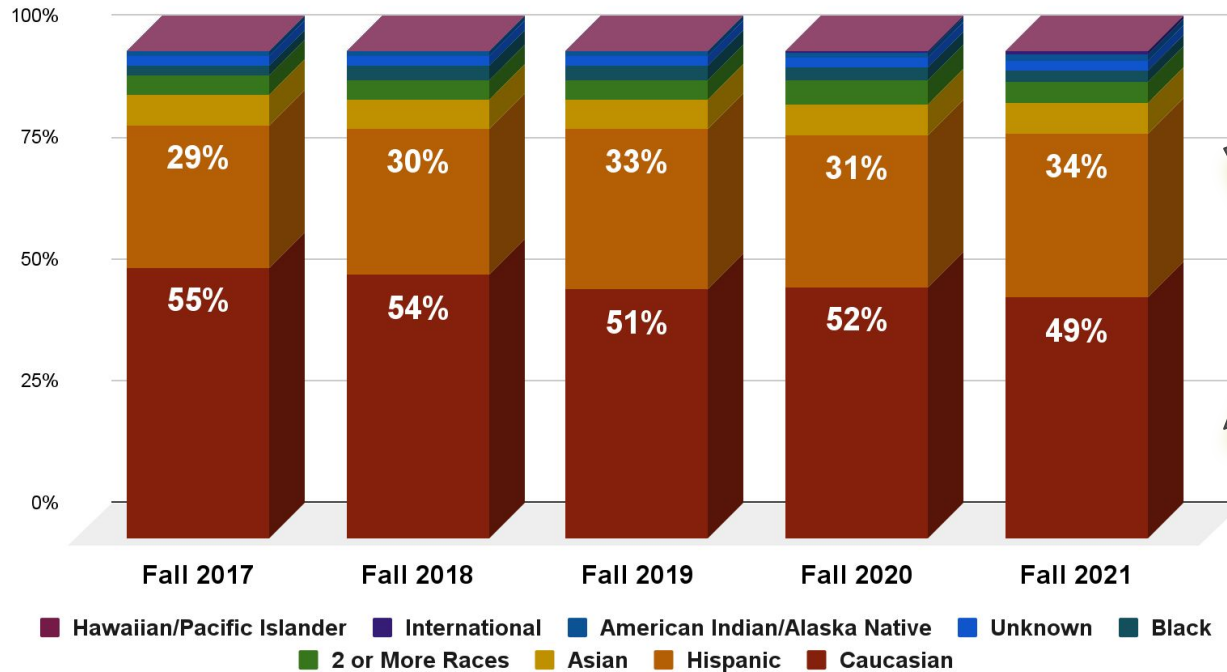
NOTE: Students who are First-Time in Summer are included if they return in Fall. This graph represents the percentage of **first-time, full-time, degree/certificate seeking** students from the previous fall who either re-enrolled or successfully completed their program by the current fall.

Fall-to-Fall Retention Rates (Part-Time)



NOTE: Students who are First-Time in Summer are included if they return in Fall. This graph represents the percentage of **first-time, part-time, degree/certificate seeking** students from the previous fall who either re-enrolled or successfully completed their program by the current fall.

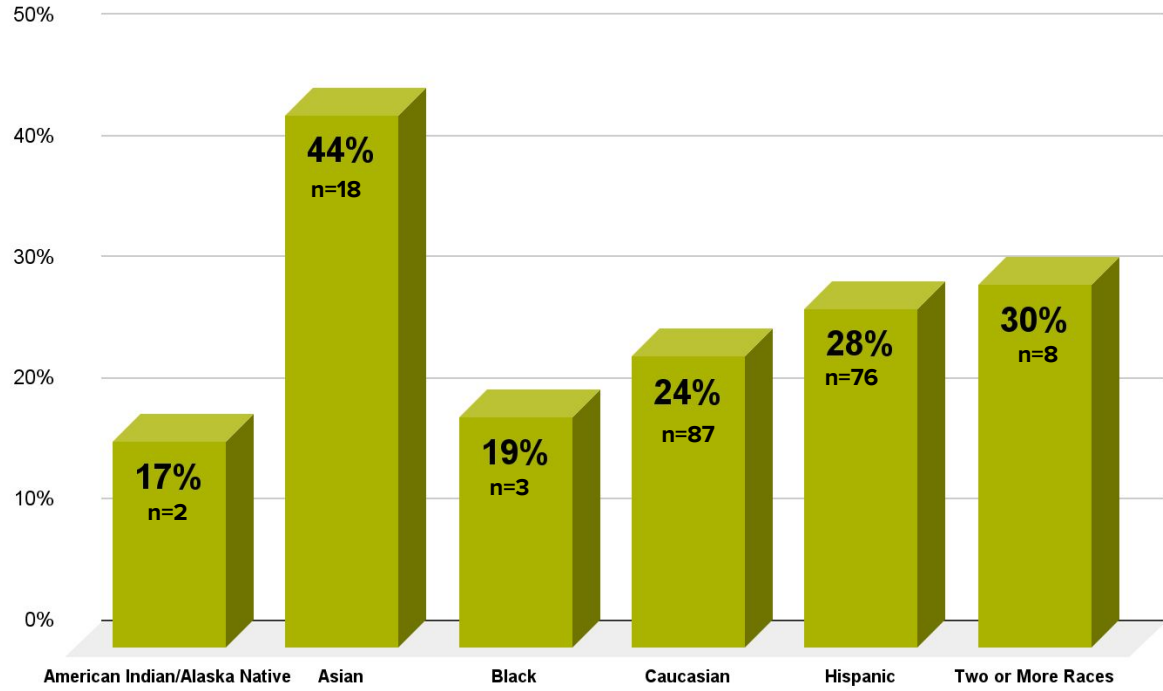
Fall Enrollment by Ethnicity



The first cohort of six students at **Hug High School** completed the Dual Credit Emergency Medical Responder Course in Jan. 2022

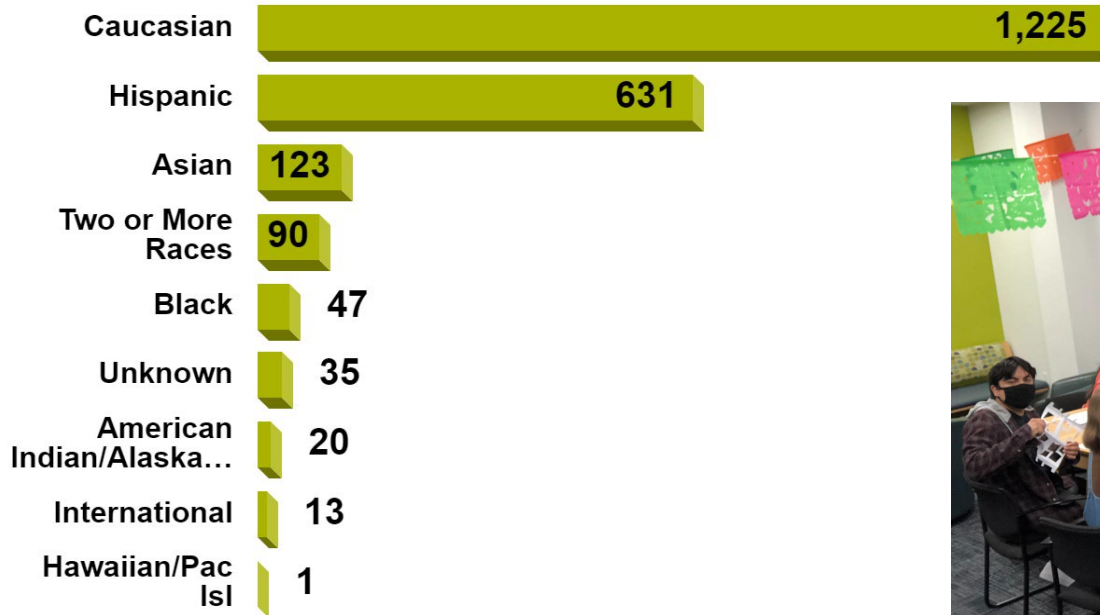
NSHE Strategic Goal
Close the Achievement Gap

IPEDS 150% Graduation Rate by Ethnicity



Students Receiving Degrees and Certificates by Ethnicity

In November 2021, TRIO Student Support Services (SSS) hosted their first “First Generation College Celebration”



Source: IPEDS Completions Report

Upcoming 7-YR NWCCU Visit, October 12-14, 2022: Showcasing 50 Years of Transformative Work with TMCC Students!



Workforce Programs

- **38** Associate of Applied Science
- **34** Certificates of Achievement
- **52** Skills Certificates
- **2056** students enrolled in workforce programs in Fall 2021
- **1429** awards in 2020-21
- **4 Bachelors of Applied Science** - Emergency Management & Homeland Security, Cyber-Physical Manufacturing, Logistics Operations Management, Career and Technical Education Leadership
- Fall 22: Upcoming new degrees



Workforce Programs - Highlights and Plans

- EMS Growth
- Nursing NCLEX Pass Rates
- Business Plans Fall 2023
- Strengthening Childcare through ECE
- Real life workforce experience



Registered Apprenticeships

Employer Registered/TMCC Sponsored Apprenticeships

- Manufacturing, Healthcare
- 30+ Employers
- 140+ Apprentices

Organized Labor Apprenticeships - Construction or Utility Trades

- Electrical Workers
- Painters & Allied Trade
- Operating Engineers Workers
- Plasterers & Cement Masons
- Plumbers, Pipefitters & HVAC
- Ironworkers
- Carpenters
- Sheet Metal

Active Department of Labor Apprenticeship Grants

- Enhancing Community College Apprenticeships (\$140K)
- Scaling Apprenticeship Grant (\$1.7M)
- Partner activities for NSHE's Nevada Alliance for Youth Apprenticeship



Undergraduate Research at TMCC

85 students and 8 faculty mentors were involved in research projects on campus this year

Projects funded by NIH Nevada INBRE, NSF EPSCoR, NASA Space Grant, and NSF D2D

- Analysis of Yeast TIMP-3 Library
- Optimizing DNA concentrations isolated using QIAGEN minipreps and assays of enzyme BglB
- Accounting for long-term drought in the the development process in the Truckee River watershed
- Assessing human impacts in urban green space
- Genetic differences in bobcat populations in NW Nevada

In the last 5 years, TMCC has received **\$2,072,873** in grants to support undergraduate research.

- Interference competition between bobcat and coyote in West Reno, Nevada
- Other wildlife documented during urban bobcat study
- Influence of body proportions on dance movements in pre-professional dancers
- Designing and creating mutant B-Glucosidase (BglB) L219V
- Low cost technology alternative for diagnosis scoliosis utilizing computerized technologies

NV NASA
Space Grant
Virtual Poster Session



TMCC Research Highlights 2022



Presenting research on low-cost diagnosis of scoliosis at Math conference in Vallejo, CA



First live-trapped bobcat in study of feline disease prevalence in Reno, NV



New Initiatives and Innovation





Spotlight: TMCC Grad Dr. Akinola

A large, stylized number '50' is the central focus, rendered in a vibrant green and yellow color. The number is composed of a dense mosaic of small, individual portraits, likely representing a community or organization. The background is a complex mosaic of blue and white tones, also featuring small portraits and abstract patterns. Below the number, a cityscape is visible, with buildings and roads. The overall composition is a tribute to a 50th anniversary or milestone.

50

Thank You!