

# GOVERNOR GUINN MILLENNIUM SCHOLARSHIP: HISTORY AND OUTCOMES

MARCH 3, 2022

Prepared by the Department of Academic and  
Student Affairs

For Presentation to the Board of Regents'  
Academic, Research and Student Affairs  
Committee

# TODAY'S PRESENTATION

- How it all started
- Program funding
- Eligible institutions
- Initial and continuing student eligibility
- Utilization
- Award amounts and distribution
- Program outcomes




# HISTORY & BACKGROUND

FROM 1999 TO PRESENT

## HOW IT ALL STARTED

The 1999 Session of the Nevada State Legislature, through its enactment of Senate Bill 496 (Chapter 536, *Statutes of Nevada 1999*), established the Millennium Scholarship program. Then Governor Kenny Guinn and the Legislature declared their priorities in expending funds from the tobacco master settlement to include increasing the number of Nevada students who attend and graduate from Nevada institutions of higher education through establishment of a statewide merit-based scholarship.



# TOBACCO SETTLEMENT AND STATE FUND INFUSIONS

- 1999: Tobacco settlement funds – have fluctuated over time
- 2005: \$7.6 million annual infusion from the Unclaimed Property Fund plus \$35 million infusion from State General Fund
- 2008: Suspended regular transfer from Unclaimed Property Fund
- 2010: \$4.2 million infusion from College Savings Endowment Account
- 2011: Restored transfer of \$7.6 million each fiscal year from the Unclaimed Property Fund plus one-time infusion of \$10 million from State General Fund
- 2013: \$7.0 million infusion from State General Fund (\$5 million in Regular Session + \$2 million in Special Session)

# ADDITIONAL STATE FUND INFUSIONS

- 2017: \$20 million infusion from State General Fund
- 2019: \$33 million infusion from State General Fund
- 2021: \$42 million infusion from State General Fund

Due largely to the increasing size of Nevada’s high school graduating classes—which has more than doubled since the inception of the Millennium Scholarship program—along with relatively modest program expansions approved by the Nevada Legislature, the cost of funding all eligible students has required steadily increasing support from the State General Fund.

# ELIGIBLE INSTITUTIONS

## **NRS 396.916 “Eligible Institution” defined.**

“Eligible Institution” means:

1. A university, state college or community college within the System; or
2. Any other nonsectarian college or university that:
  - (a) Was originally established in, and is organized under the laws of, this state;
  - (b) Is exempt from taxation pursuant to 26 U.S.C. § 501 (c)(3); and
  - (c) Is accredited by a regional accrediting agency recognized by the United States Department of Education.

- UNLV
- UNR
- NSC
- CSN
- GBC
- TMCC
- WNC
- Roseman University
- Sierra Nevada University

# INITIAL STUDENT ELIGIBILITY - CURRENT

Students do not fill out an application—instead, public school districts and private high schools submit eligibility data directly to the Treasurer’s Office. In most cases, to qualify students must:

- ✓ Graduate with a diploma from a public or private high school in Nevada;
- ✓ Be a resident of Nevada for at least two high school years;
- ✓ Complete core courses (Millennium “Core Curriculum”) in high school (4 units of English, 4 units of math, 3 units of science and 3 units of social studies/history); and
- ✓ Earn a 3.25 high school grade point average or qualifying ACT or SAT score.

Home-schooled students must submit an application directly to the Treasurer’s Office, meet the above residency requirement, and provide a qualifying ACT or SAT score.

# INITIAL STUDENT ELIGIBILITY – HISTORY

High School Graduating Class	High School GPA Requirement
2000 through 2004	3.0
2005 through 2006	3.1
2007 through 2008	3.25
2009 through 2015	3.25 plus completion of Millennium “core curriculum”
2016 and beyond	3.25 (or qualifying score on ACT or SAT) plus completion of Millennium “core curriculum”

# CHANGE IN AFFIDAVIT REQUIREMENT

- Between 2007 and 2021, eligible students were required to complete an eligibility affidavit that included “a declaration that the applicant is a citizen of the United States or has lawful immigration status, or that the applicant has filed an application to legalize his immigration status or will file an application to legalize his immigration status as soon as he is eligible to do so.”
- During 2021 Session, the Nevada Legislature approved Senate Bill 347 (Chapter 542, *Statutes of Nevada 2021*), removing the citizenship/residency declaration from the affidavit.

# STUDENT ELIGIBILITY - CONTINUING

- In order to maintain eligibility, a student must for each fall and spring semester that funding is received:
  - Be a degree-seeking student at an eligible institution;
  - Maintain a 2.75 semester GPA; and
  - Complete the minimum enrollment requirements:
    - University or State College: 12 credits
    - Community College: 9 credits
- Under the “Two Strikes Rule,” students who lose eligibility may regain it only once.
- Students have six years after high school graduation to utilize Millennium Scholarship funding

# ELIGIBILITY EXCEPTIONS ESTABLISHED BY LEGISLATURE

- Students who have a parent or legal guardian who served active duty in the U.S. Armed Forces and are residents of or stationed in Nevada are exempt from the two-year residency requirement and the requirement to graduate from a Nevada high school.
- Students who served active duty in the U.S. Armed Forces or who have participated in a charitable, religious or public service assignment may request an extension to the six-year time limitation.
- Students with a documented disability may receive an exception to the credit requirements and time limitations for continuing eligibility, but not from the GPA requirement.

# ELIGIBLE STUDENTS AND UTILIZED AWARDS BY HIGH SCHOOL GRADUATING CLASS

Description	2000	2014	2016	2018	2020
High School GPA Requirement <sup>1</sup>	3.0	3.25	3.25	3.25	3.25
NV Public High School Graduates <sup>2</sup>	12,953	23,152	24,929	29,754	30,658
GGMS Eligible Graduates	7,359	10,866	12,725	14,524	15,738
% Eligible	56.8%	46.9%	51.0%	48.8%	51.3%
Utilized Scholarships <sup>3</sup>	5,657	7,026	8,103	9,189	8,575
% Utilized	76.9%	64.7%	63.7%	63.3%	54.5%

<sup>1</sup>Beginning with the high school graduating class of 2009, in addition to earning a minimum GPA and meeting other eligibility requirements, students are required to complete Millennium Core Curriculum.

<sup>2</sup>Nevada public high school graduates include those earning a standard or advanced diploma (including the Career and College Ready Diploma beginning with 2019). Data obtained from the Nevada Accountability Portal (as of 4/29/21). Data prior to 2011 obtained from Nevada Department of Education (NDE). Data not yet released for 2021.

<sup>3</sup>Eligible graduates and utilized scholarships data provided by Nevada Office of the Treasurer (as of 1/28/22). Students may activate and utilize their scholarships at any time within the 6-year eligibility window.

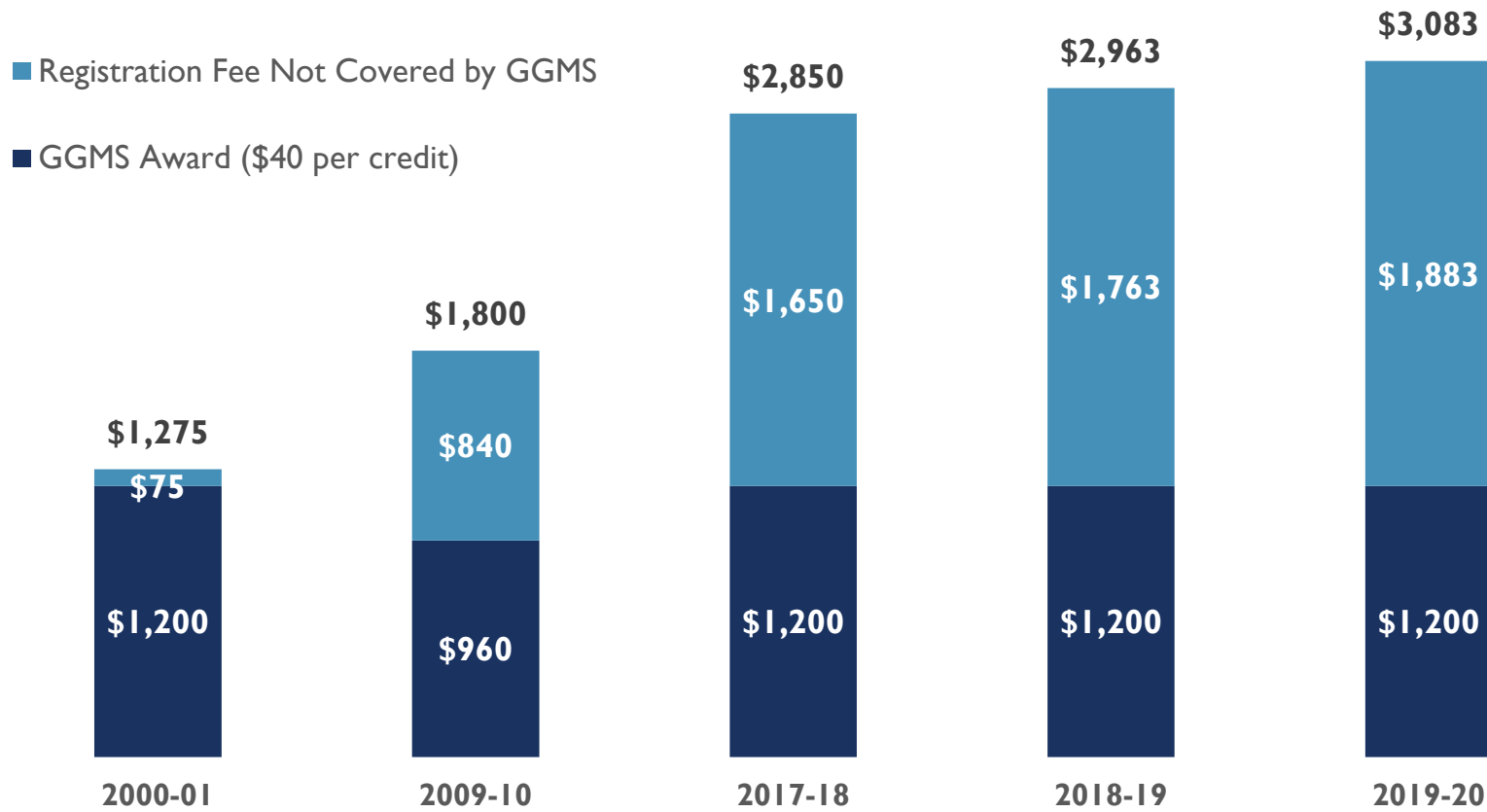
# AWARD AMOUNTS

Institution Type	Funding Level	Minimum Enrollment Level	Maximum Funding Level
Community College	\$40/credit	9 credits*	15 credits*
State College	\$60/credit	12 credits	15 credits*
University	\$80/credit	12 credits	15 credits*

\*Senate Bill 128 (2015) increased minimum enrollment (fall and spring semesters) at community colleges from 6 to 9 credits and increased the maximum funding level at all institutions from 12 to 15 credits to align with NSHE's 15 to Finish Initiative.

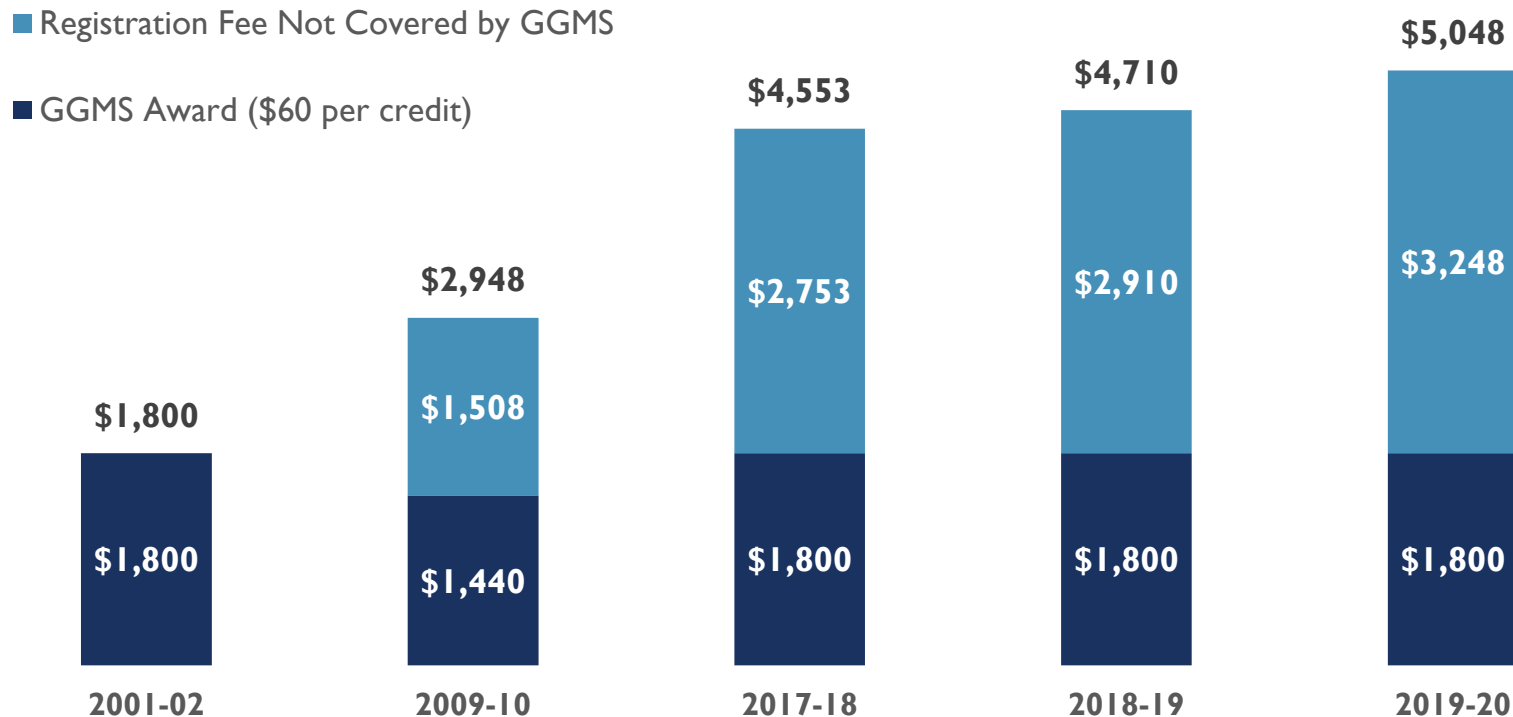
- A student may receive Millennium Scholarship funding during fall, spring and summer, up to a total of \$10,000 over six years.
- There is no minimum enrollment level in summer, but the student must be funded in the immediately prior spring or following fall to be eligible for summer funding.

# AWARD AMOUNTS VERSUS NSHE BASE REGISTRATION FEES – COMMUNITY COLLEGES



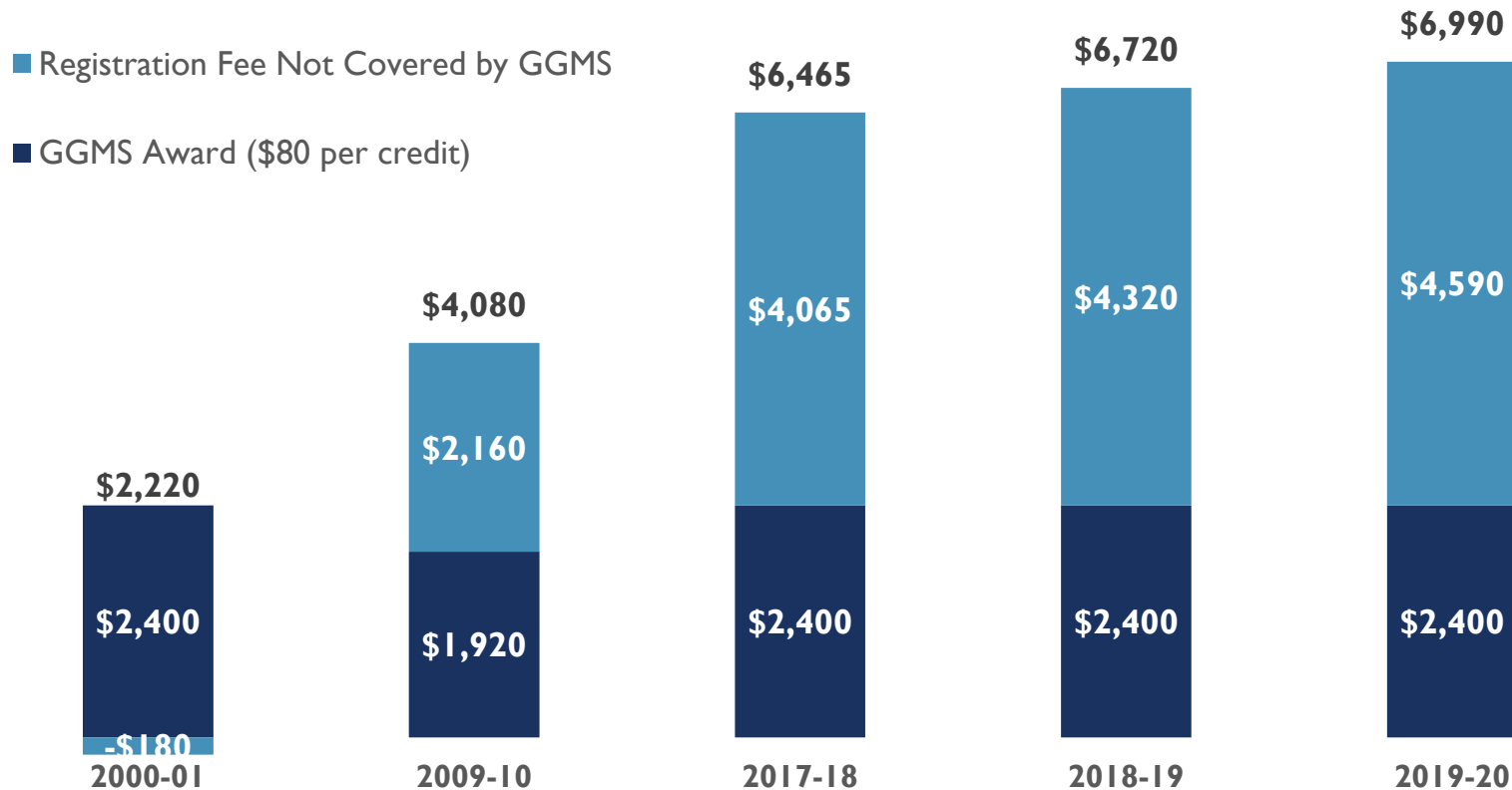
Note: awards calculated at 30 credits per award year except for 2009-10, which is calculated at 24 credits. Between 2000 and 2004, there was no limitation on the number of credits that could be funded per semester. Between 2005 and 2014, the maximum number of credits was 12. In 2015 the maximum increased to 15. Course and student fees not included.

# AWARD AMOUNTS VERSUS NSHE BASE REGISTRATION FEES – STATE COLLEGE



Note: awards calculated at 30 credits per award year except for 2009-10, which is calculated at 24 credits. Between 2000 and 2004, there was no limitation on the number of credits that could be funded per semester. Between 2005 and 2014, the maximum number of credits was 12. In 2015 the maximum increased to 15. Course and student fees not included.

# AWARD AMOUNTS VERSUS NSHE BASE REGISTRATION FEES – UNIVERSITIES



Note: awards calculated at 30 credits per award year except for 2009-10, which is calculated at 24 credits. Between 2000 and 2004, there was no limitation on the number of credits that could be funded per semester. Between 2005 and 2014, the maximum number of credits was 12. In 2015 the maximum increased to 15. Course and student fees not included.



# PROGRAM OUTCOMES



# TOTAL ANNUAL NSHE AWARD DISTRIBUTION BY DOLLARS & INSTITUTION TYPE

Institution Type	2015-16	2016-17	2017-18	2018-19	2019-20
4-Year	\$27,042,507	\$28,562,265	\$30,879,179	\$32,786,651	\$35,008,176
% 4-Year	89.1%	89.2%	89.4%	88.7%	88.6%
2-Year	\$3,309,635	\$3,458,372	\$3,678,349	\$4,191,208	\$4,515,520
% 2-Year	10.9%	10.8%	10.6%	11.3%	11.4%
Total	\$30,352,142	\$32,020,637	\$34,557,528	\$36,977,859	\$39,523,697

Note: each award year consists of fall and spring semesters with a trailing summer term.

# TOTAL ANNUAL NSHE AWARD DISTRIBUTION BY STUDENTS & INSTITUTION TYPE

Institution Type	2015-16	2016-17	2017-18	2018-19	2019-20
4-Year	14,532	15,487	16,723	17,535	18,604
% 4-Year	74.5%	73.9%	74.8%	73.0%	73.3%
2-Year	4,970	5,461	5,639	6,494	6,767
% 2-Year	25.5%	26.1%	25.2%	27.0%	26.7%
Total	19,502	20,948	22,362	24,029	25,371

Note: each award year consists of fall and spring semesters with a trailing summer term. Students receiving a disbursement in multiple semesters/terms are counted once.

# RECIPIENTS BY RACE/ETHNICITY AND INSTITUTION, 2019-20

Race/Ethnicity*	UNLV	UNR	NSC	CSN	GBC	TMCC	WNC
American Indian/Alaska Native	0.2%	0.5%	0.3%	0.4%	2.1%	1.1%	2.0%
Asian	20.0%	11.2%	8.6%	11.8%	1.4%	5.8%	2.6%
Black	5.7%	2.9%	4.3%	5.2%	0.7%	1.0%	0.3%
Hispanic	35.8%	23.8%	60.4%	46.2%	25.4%	41.7%	33.1%
Native Hawaiian or Other Pacific Islander	0.5%	0.5%	0.9%	1.0%	1.1%	0.0%	0.0%
Two or More Races	10.7%	8.5%	4.8%	7.9%	2.9%	4.2%	5.9%
White	27.2%	52.7%	20.6%	27.5%	66.4%	46.2%	56.1%
Non-White Recipient %	72.8%	47.3%	79.4%	72.5%	33.6%	53.8%	43.9%
Non-White Institution %	66.7%	41.9%	70.8%	68.7%	38.4%	47.5%	36.6%

\*Percentage of all students who received one or more disbursements during the award year. Excludes unknown and non-resident alien categories. Non-white institution percentages from IPEDS (Fall 2019) and provided for comparison purposes.

## GGMS Recipients Completing NSHE Degree or Certificate by High School Graduating Class

High School Graduating Class	# of Students Receiving Disbursement(s) <sup>1</sup>	Total Disbursements In Eligibility Period <sup>2</sup>	# of Students Completing Degree(s) <sup>3</sup>	% of Students Completing Degree(s)
2000	5,655	\$30,541,719	2,103	37.2%
2001	6,024	\$32,148,343	2,204	36.6%
2002	6,215	\$33,243,393	2,357	37.9%
2003	6,550	\$28,135,216	2,486	38.0%
2004	6,622	\$27,178,845	2,557	38.6%
2005	6,180	\$23,758,875	2,583	41.8%
2006	6,246	\$23,091,484	2,619	41.9%
2007	5,781	\$22,634,072	2,649	45.8%
2008	6,161	\$23,996,487	2,823	45.8%

<sup>1</sup>Students from graduating class who received at least one disbursement.

<sup>2</sup>Disbursements received by students from graduating class, including disbursements received outside standard six-year eligibility window by students with an extension to their scholarship eligibility date.

<sup>3</sup>For comparison purposes, all students who received at least one disbursement and completed one or more Certificate of Achievement or Associate or Bachelor's degree at an NSHE institution during the standard six-year program eligibility window.

Additional students and corresponding percentage of degree completers increases over a longer period.

## GGMS Recipients Completing NSHE Degree or Certificate by High School Graduating Class (continued)

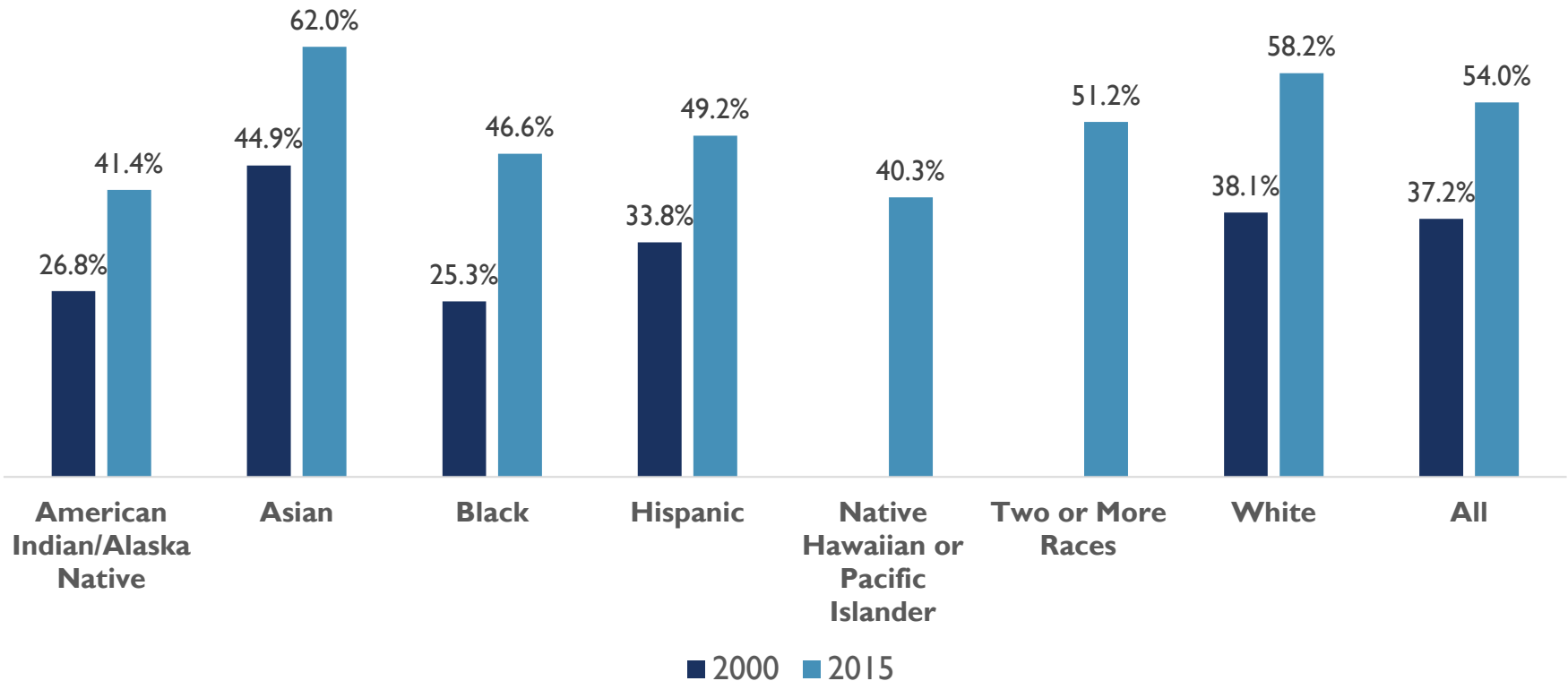
High School Graduating Class	# of Students Receiving Disbursement(s) <sup>1</sup>	Total Disbursements In Eligibility Period <sup>2</sup>	# of Students Completing Degree(s) <sup>3</sup>	% of Students Completing Degree(s)
2009	5,927	\$23,426,487	2,838	47.9%
2010	6,132	\$23,428,106	2,964	48.3%
2011	6,001	\$22,440,972	2,923	48.7%
2012	6,406	\$24,480,032	3,263	50.9%
2013	6,764	\$26,577,388	3,545	52.4%
2014	7,025	\$28,595,153	3,802	54.1%
2015	7,409	\$32,495,347	4,004	54.0%

<sup>1</sup>Students from graduating class who received at least one disbursement.

<sup>2</sup>Disbursements received by students from graduating class, including disbursements received outside standard six-year eligibility window by students with an extension to their scholarship eligibility date.

<sup>3</sup>For comparison purposes, all students who received at least one disbursement and completed one or more Certificate of Achievement or Associate or Bachelor's degree at an NSHE institution during the standard six-year program eligibility window. Additional students and corresponding percentage of degree completers increases over a longer period.

# PERCENTAGE OF RACE/ETHNICITY GROUPS GRADUATING WITHIN ELIGIBILITY WINDOW\*



\*Percentage for each student by category who received at least one disbursement and graduated within the standard six-year eligibility window (six years from high school graduation), regardless of semester of entry. Prior to 2009, the Native Hawaiian/Pacific Islander category was included in the Asian category and “Two Ethnicities or More” was not a reporting option. “All” includes non-resident alien and unknown categories.



QUESTIONS?