

# *Western Nevada College*



**SEPTEMBER, 2021**

**DR. VINCENT SOLIS, PRESIDENT**

# Where We Serve

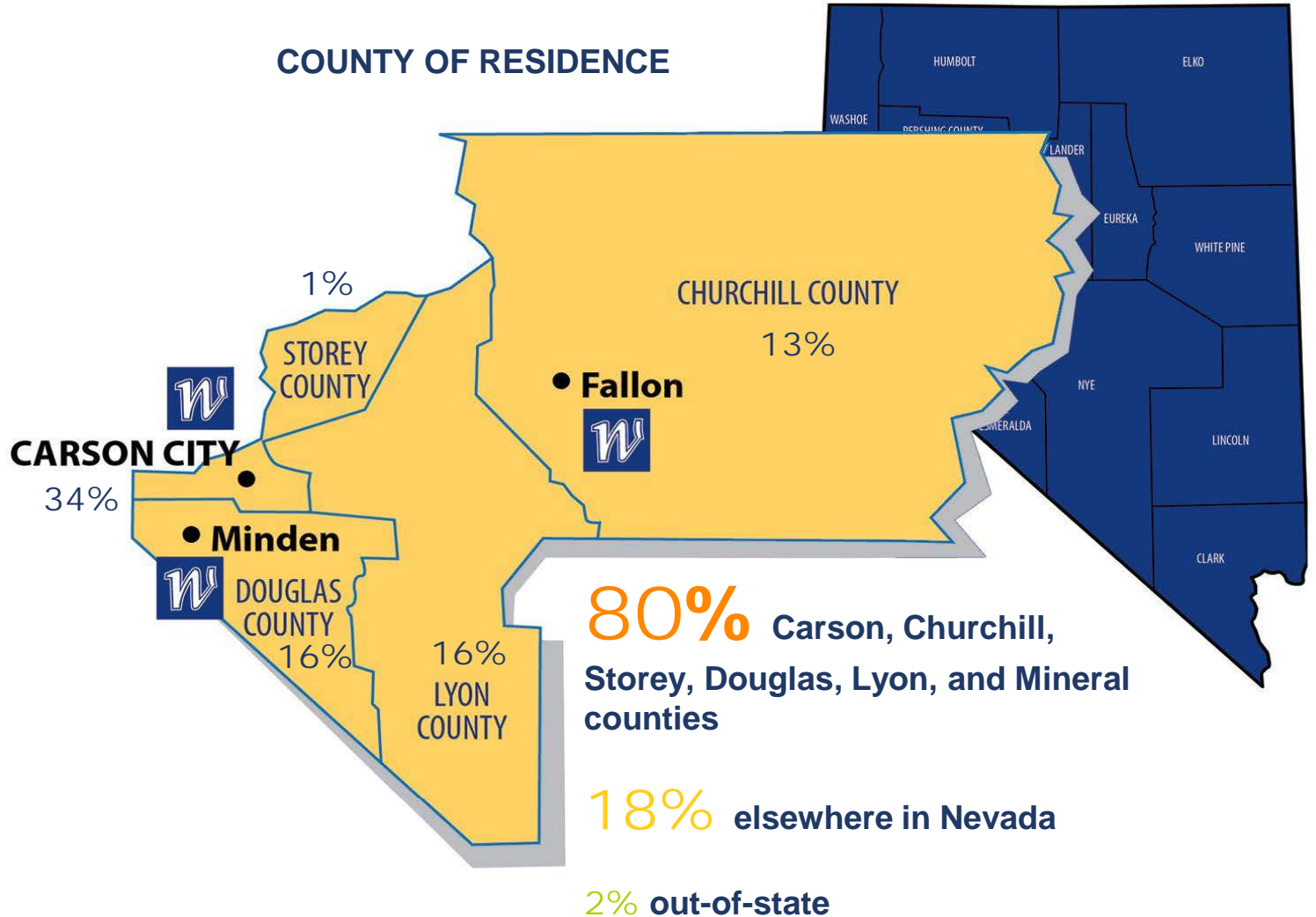
## STUDENT BODY

WNC serves approximately **5,000 students each year** across a 12,015 square mile service area.

WNC serves Fallon, Minden, Fernley, Yerington, Virginia City, Carson City, and Hawthorne.

In fall 2019 (pre-COVID), 45% of WNC students were enrolled in **at least one online class** while 23% were enrolled in only online classes.

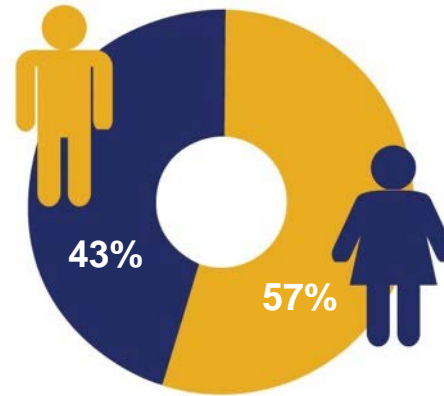
In fall 2021, **65% of classes are in-person** and 35% are online/hybrid.



### STUDENT DEMOGRAPHICS

**3,495**  
Total Students Fall 2020

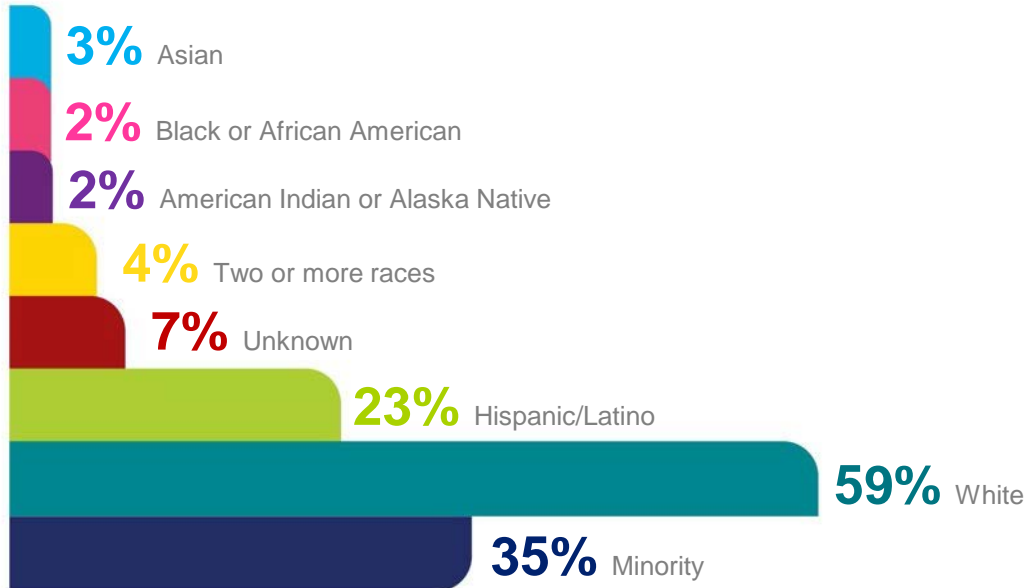
Nearly **5,000**  
Students Annually



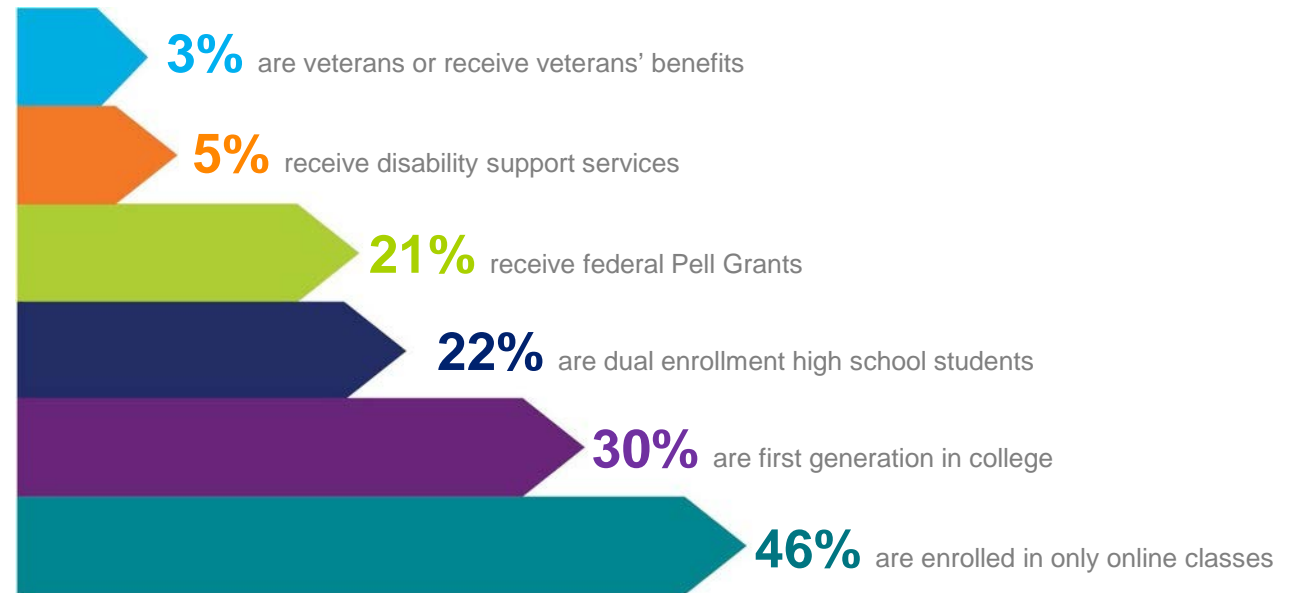
**42%** <sup>21%</sup> Under 18  
<sub>18-24</sub> **37%** <sub>25+</sub>  
AVERAGE AGE OF STUDENTS **25.2** YEARS OLD

AVERAGE CLASS SIZE **17** STUDENTS

### ETHNICITY



### SPECIAL POPULATIONS

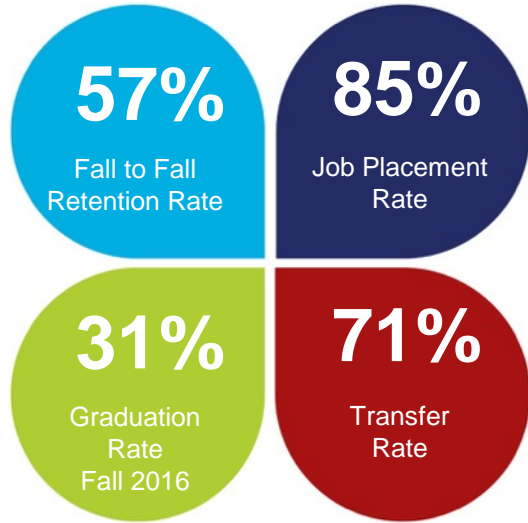




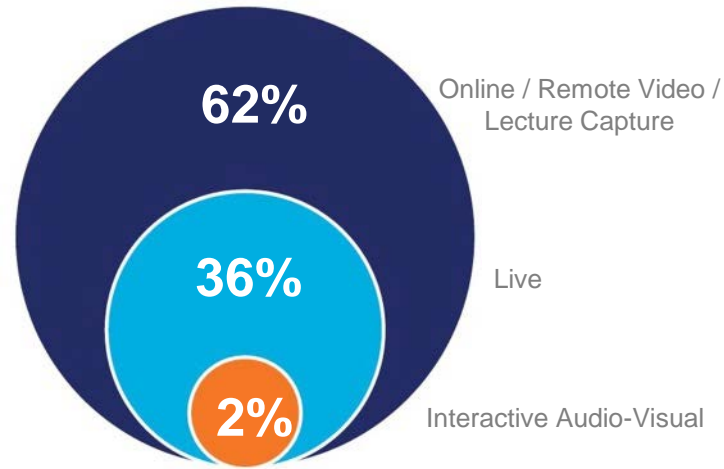
66% PART TIME



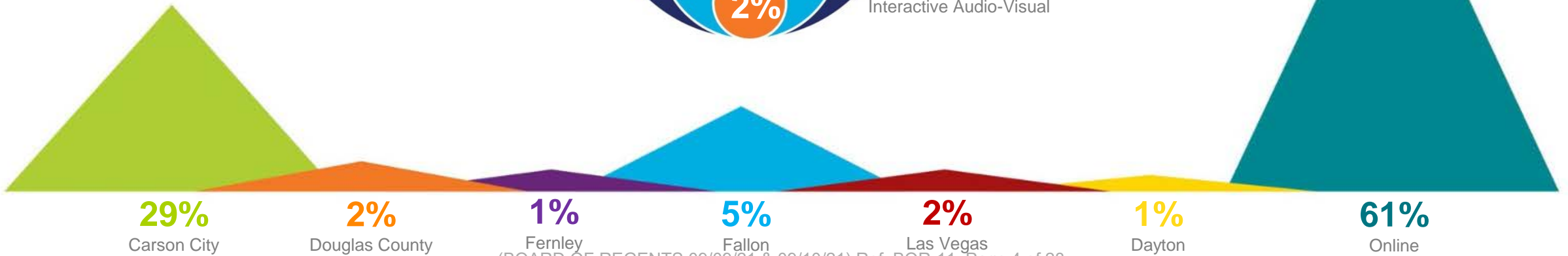
34% FULL TIME



### MODE OF INSTRUCTION



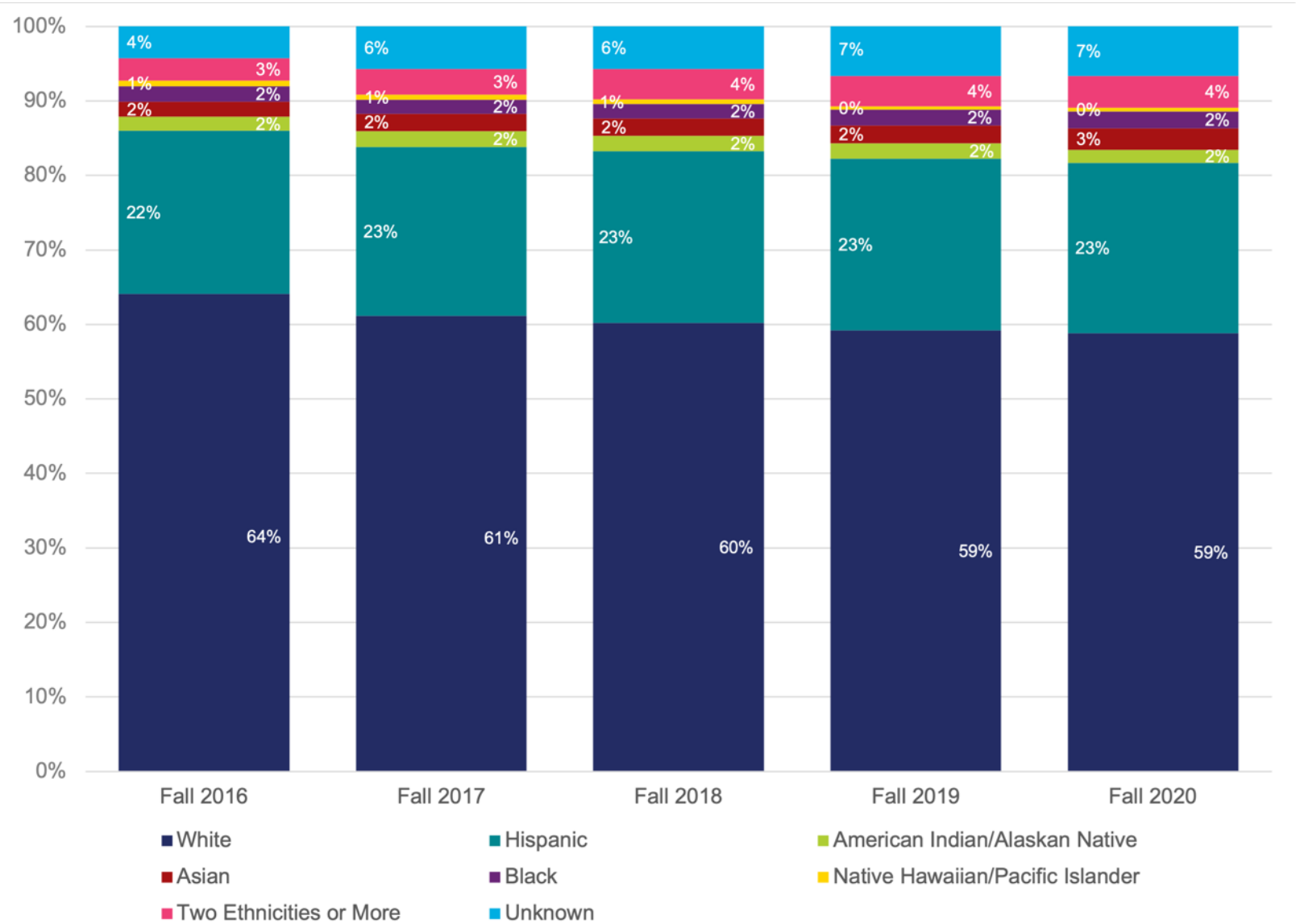
### ENROLLMENT BY CLASS LOCATION



Students of color currently make up **35% of our student body** and 36% of our full-time equivalent (FTE).

The number of students of color has **increased by 7%** from fall 2016 to fall 2020.

Hispanic students make up 23% of our headcount but 25% of our FTE.



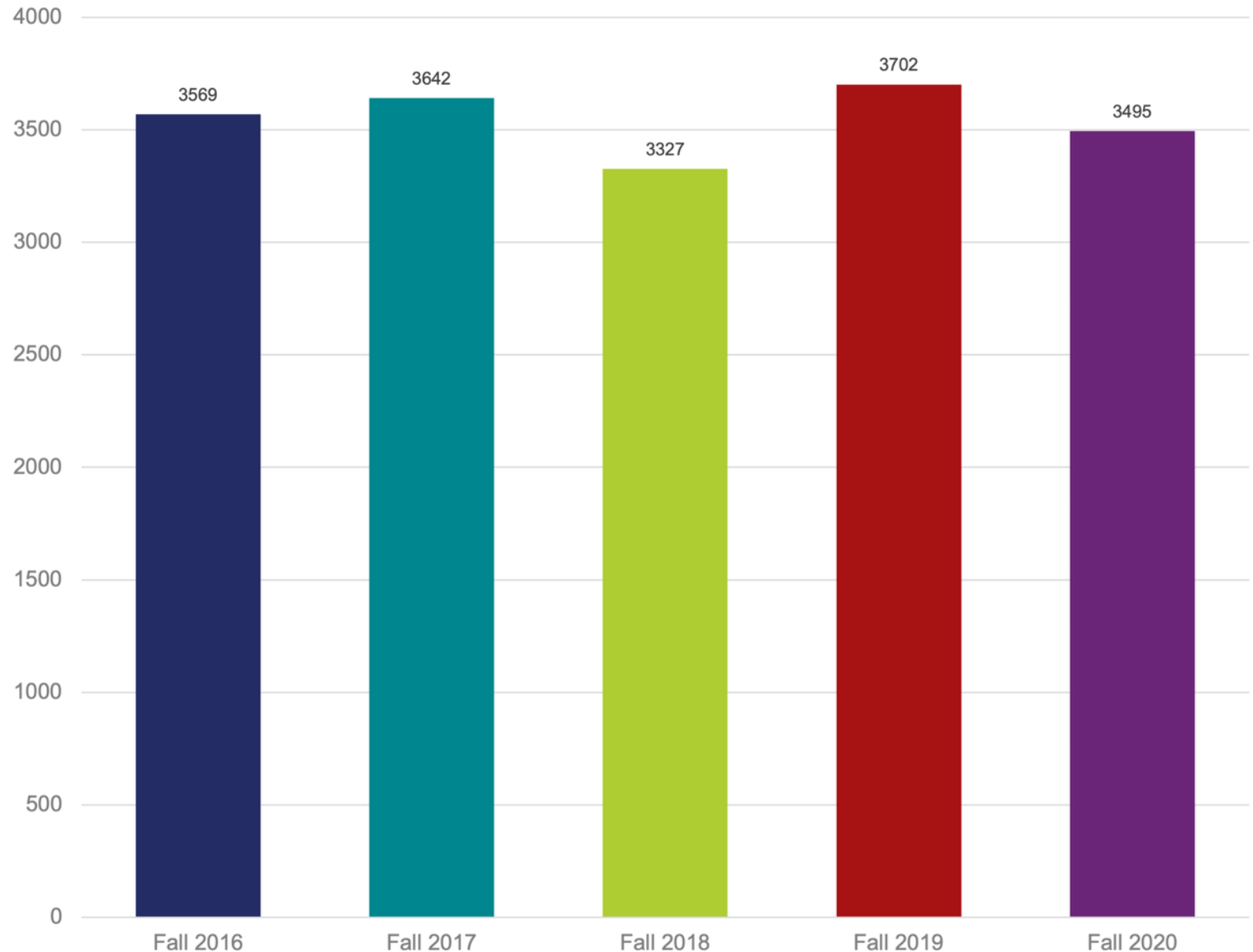
Source: IPEDS Fall Enrollment Report

Pre-COVID, our fall enrollment had **grown by 11% from fall 2018 to 2019.**

The impact of COVID has been felt across many areas of the college including enrollment.

From fall 2019 to fall 2020, enrollment dropped 5.5%.

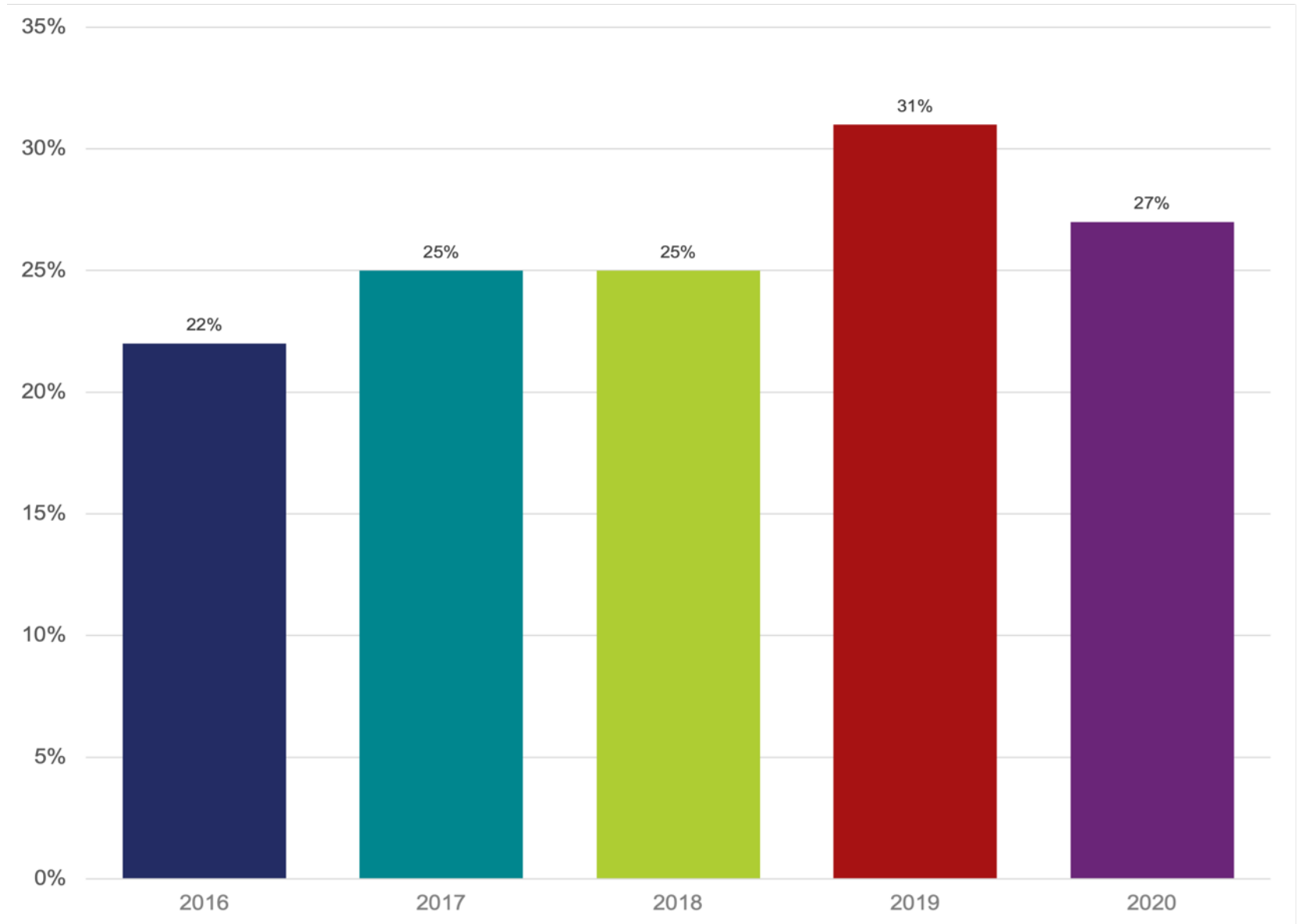
Over the last five years, enrollment has fluctuated and the five-year trend has us at 2% down in enrollment.



Source: IPEDS Fall Enrollment Report

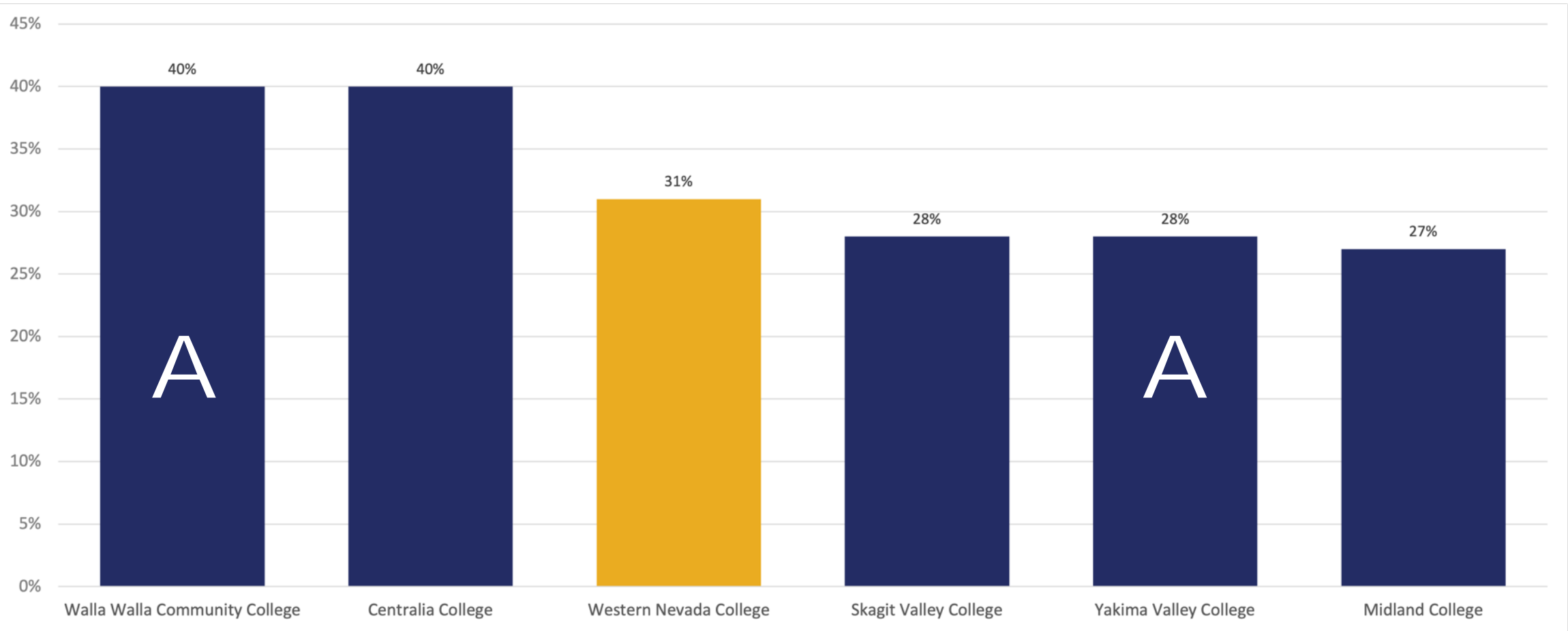
Graduation rates have increased by five percentage points over five years.

2020 rates are reported for the entering cohort in fall 2014.



Source: IPEDS Graduation Rates; 2020 data submitted April 2021.

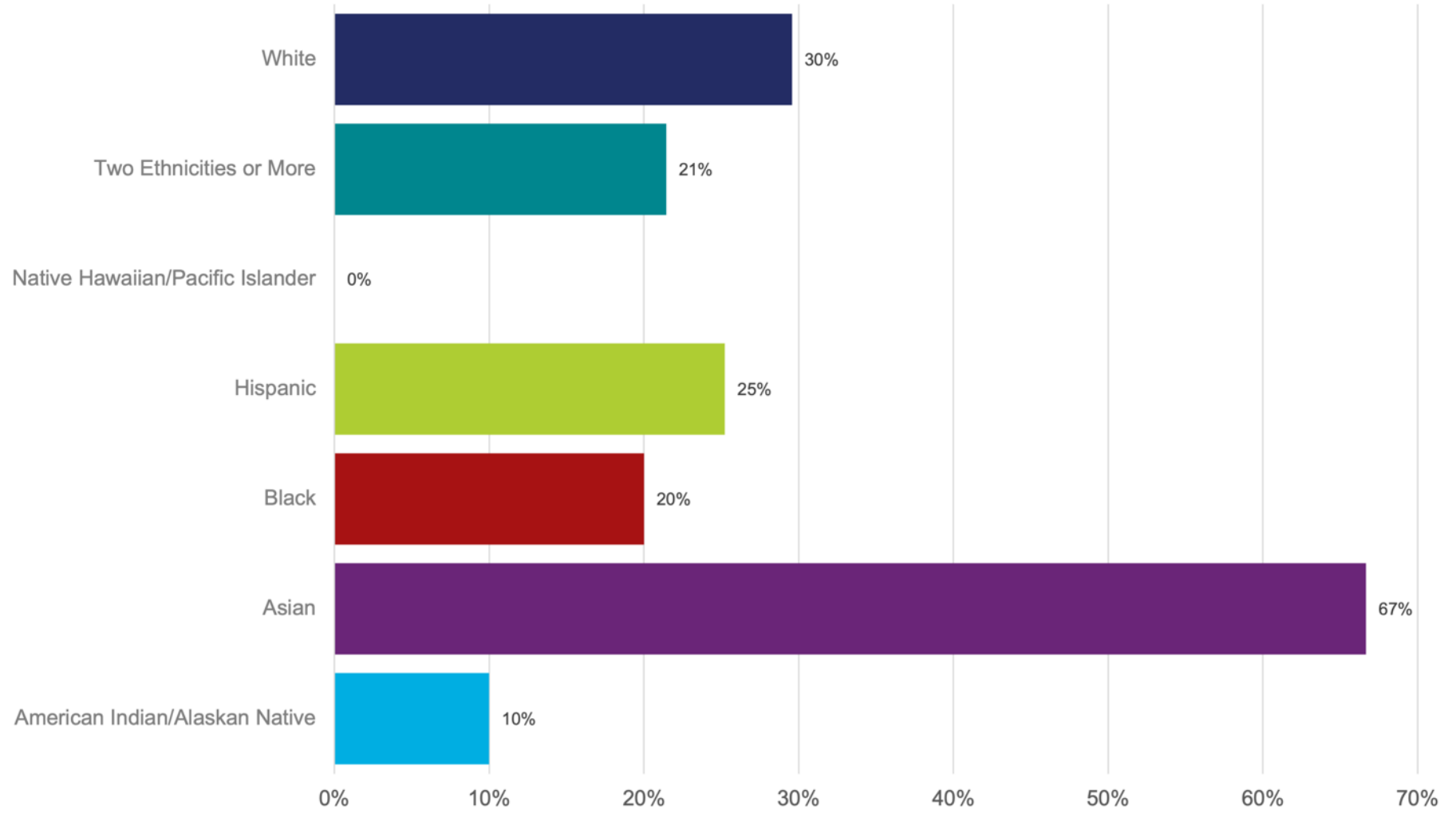
150% GRADUATION RATE FOR WNC AND PEER INSTITUTIONS (2019)



Source: IPEDS peer comparison tool, 2019 data. Walla Walla CC and Yakima Valley College are aspirational peers.

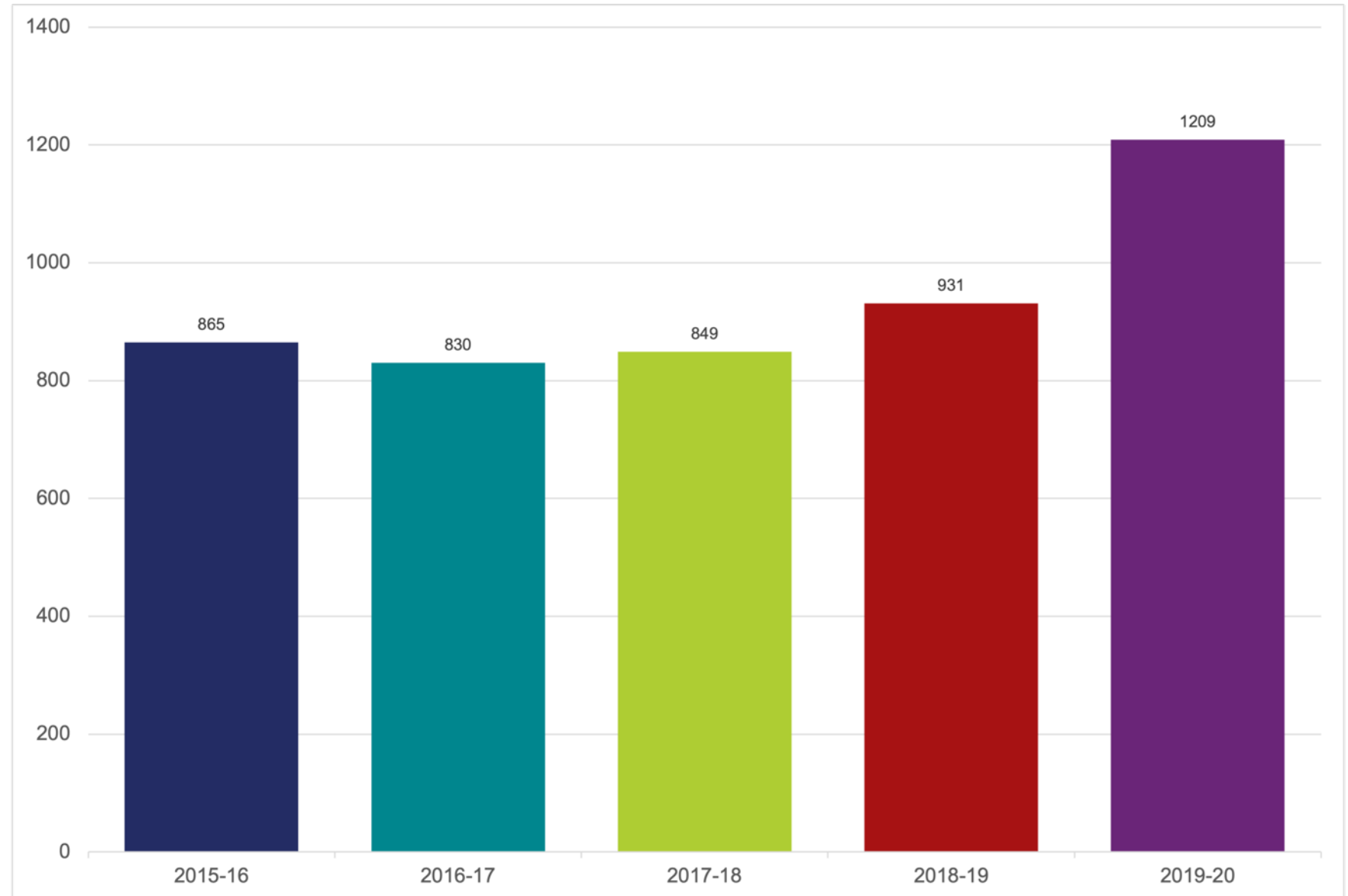


American Indian/Alaskan Native, Asian, Black, and Native Hawaiian/Pacific Islander categories each have cohorts with 10 or fewer students.



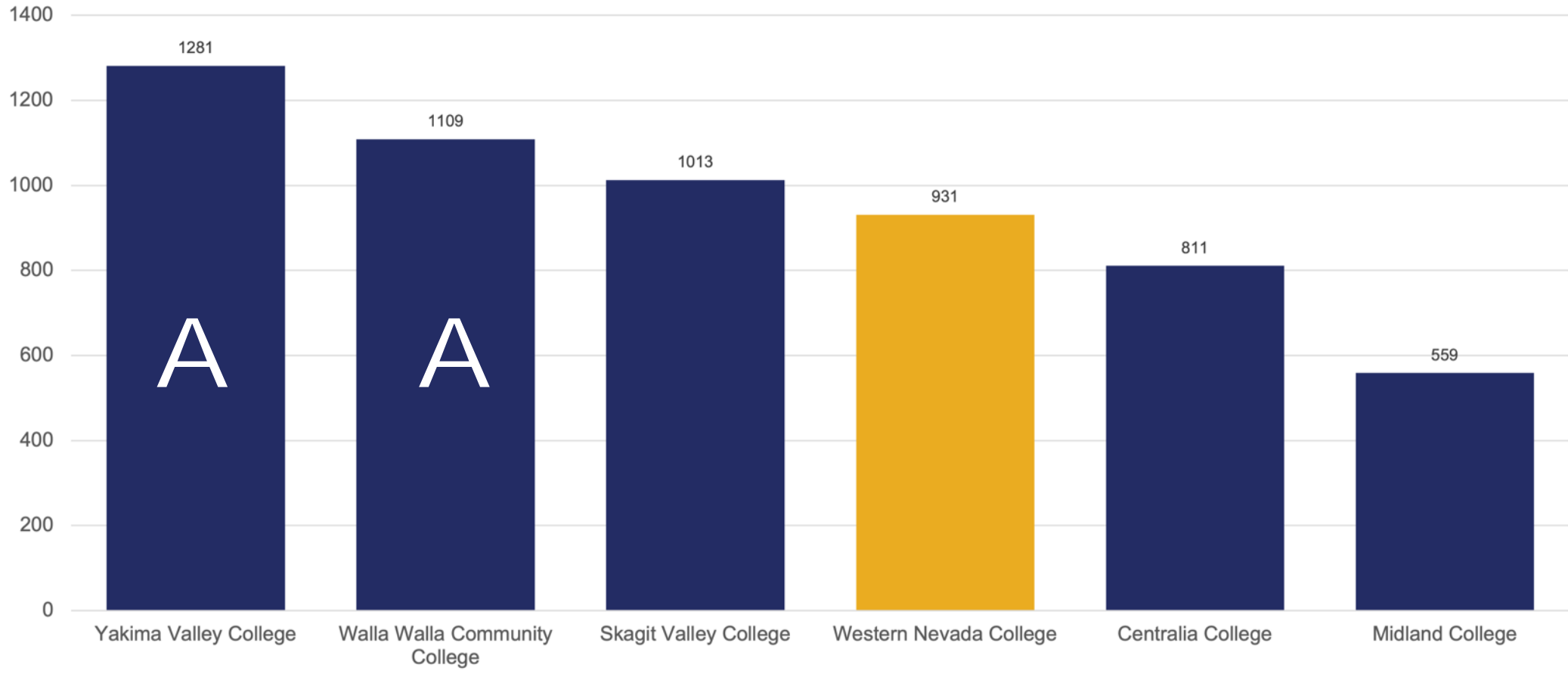
Source: IPEDS Graduation Rates; 2020 data submitted April, 2021.

The number of students receiving awards has **increased 40% over five years.**



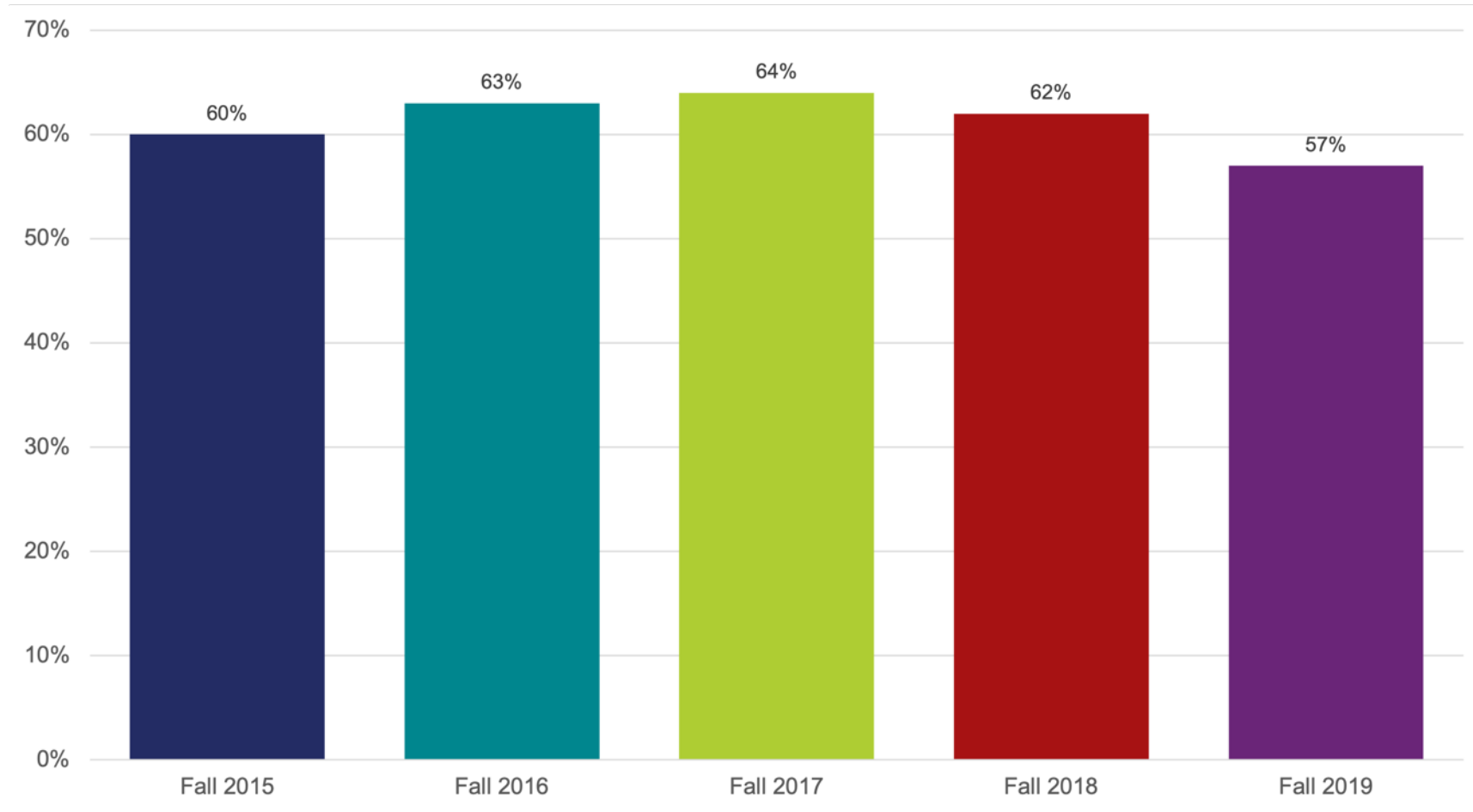
Source: IPEDS Completions

STUDENTS RECEIVING A DEGREE OR CERTIFICATE AT WNC AND PEER INSTITUTIONS (2018-19)



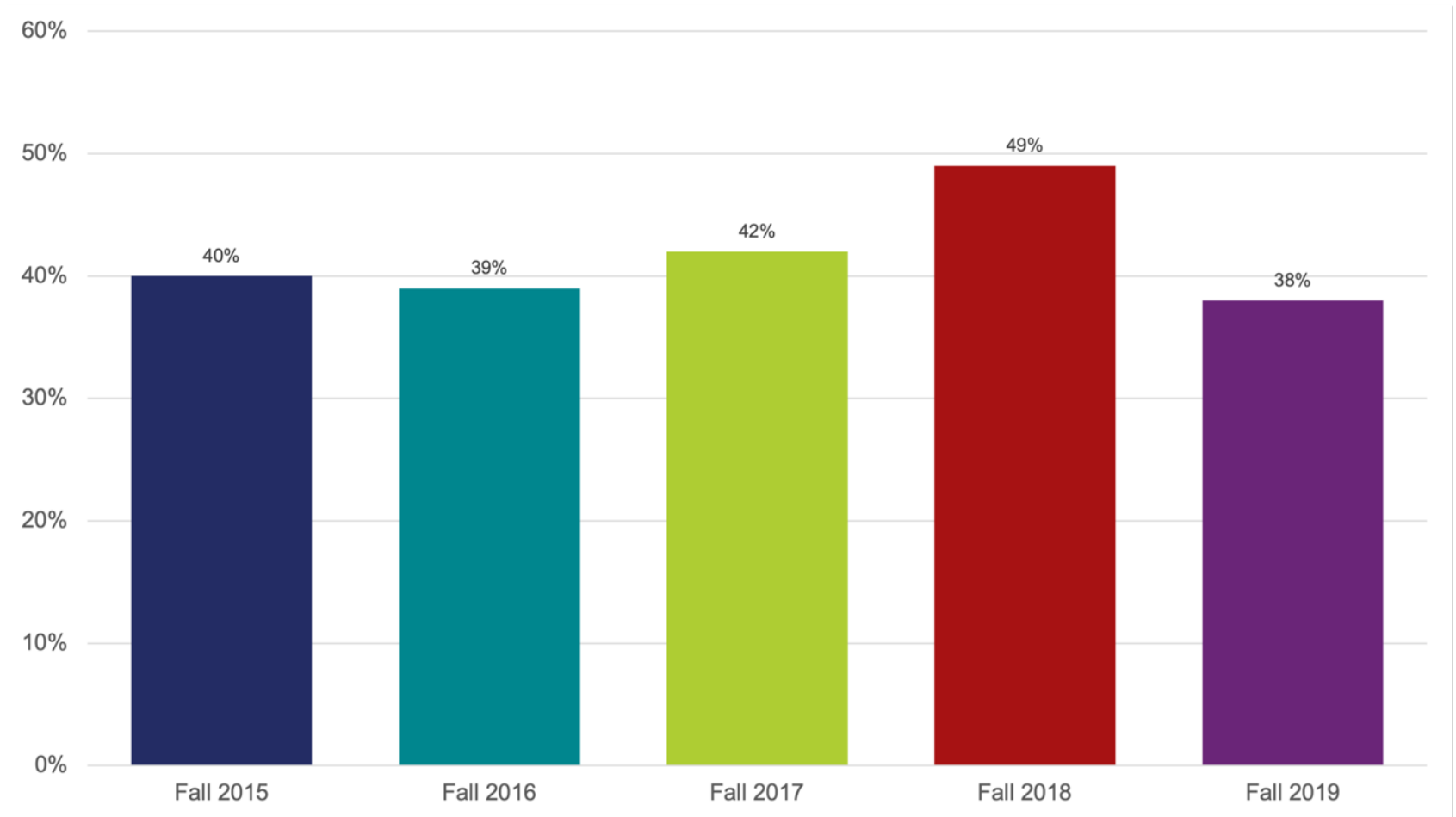
Source: IPEDS peer comparison tool, 2019 data. Yakima Valley College and Walla Walla Community College are aspirational peers.

FIRST-TIME FULL-TIME, DEGREE-SEEKING STUDENTS



Source: WNC data warehouse. First-time, full-time degree/certificate-seeking students who complete a program prior to the next fall or return the next fall semester, by entering semester.

FIRST-TIME PART-TIME, DEGREE-SEEKING STUDENTS



68% of the entering part-time cohort in fall 2019 was enrolled in only onsite classes and then COVID hit.

Source: WNC data warehouse. First-time, part-time, degree/certificate-seeking students who complete a program prior to the next fall semester or return the next fall, by entering semester.

Reduced occupant loads in classrooms by 50% to 70% in order to maintain in-person instruction.

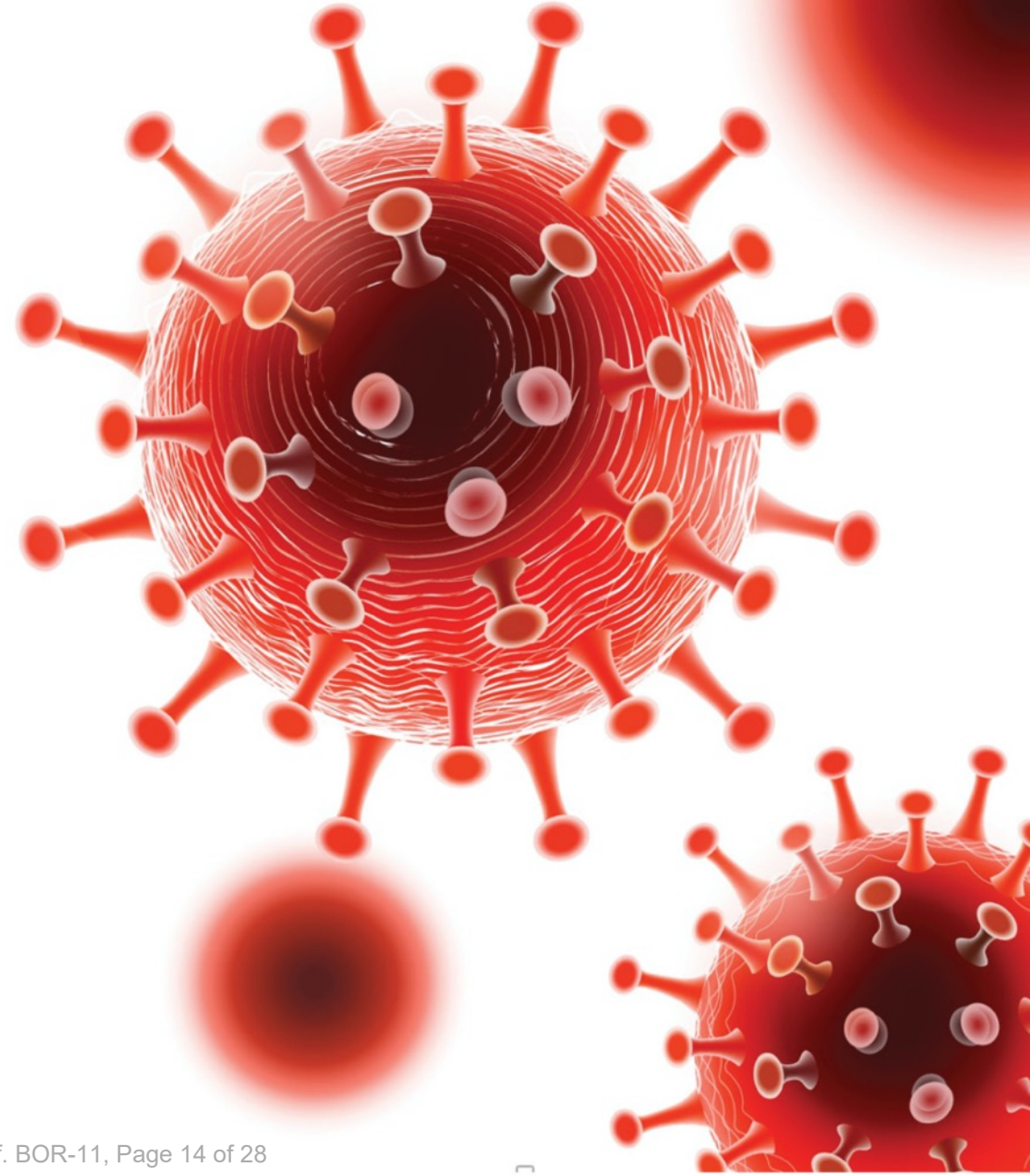
Installed Needle Point Bipolar Ionization (NPBI) into air handling systems for improved pathogen control, odor control, and particulate control in indoor spaces. More than half our student serving buildings received these upgrades.

Fall 2020 reported cases: 68

Spring/Summer 2021 reported cases: 8

Illnesses due to on-campus spread: 0

Hosted four on-campus vaccination events in January/February in partnership with our local health authority – Approximately 1,500 were vaccinated at WNC.



**508 associate degrees** have been awarded to high school seniors since the Jump Start Program began in fall 2014. Jump Start students have also earned **101 certificates** over the same time period.

79% of the full-time, Jump Start students who entered the program in fall 2019 graduated from high school in spring 2021 with a WNC associate degree.

Over the last five years, there has been a **62% increase in students earning associate degrees** in this program.





In fall 2014, **87 students** participated in dual enrollment courses. Another 198 students did so via the Jump Start program.

In fall 2020, **449 students** participated in dual enrollment courses while another 418 were enrolled in the Jump Start program.

**Participation in dual enrollment courses has grown by 416%.**

The program currently serves students from 23 Nevada high schools as well as students in our Nevada Homeschool program.



47% of students at WNC participate in liberal arts and sciences programs.

WNC has partnered with UNR and NSC to promote transfer opportunities.

**Three transfer degrees:**

**Associate of Arts  
Associate of Business  
Associate of Science**

71% of AA, AB, and AS graduates in 2018-19 were enrolled at a four-year institution within one year.





Dr. Gary Evett and Professor Rachelle Bassen are researching areas related to human physiology and inflammation.

Dr. Elizabeth Tattersall and Dr. Smriti Bhattarai are studying the microbiomes of Pyramid Lake and Walker Lake.

Professors Geri Pope and Susan Priest are researching metacognitive strategies for student success.

Dr. Thomas Herring, Dr. Elizabeth Tattersall, and Dr. Winnie Kortemeier are involved with the NASA CoP, launching high altitude balloons with environmental sensor packages.

27% of students at WNC major in workforce.

15% of students are in Professional Applied Technology programs and 12% are in Nursing and Allied Health programs.

- Business
- Mechatronics
- Welding
- Automotive
- Construction Management (BAS)
- Organization & Project Management (BAS)
- Deaf Studies
- Criminal Justice
- HVAC/R
- Computer Information
- Graphic Design
- Education
- Machine Tool Technology
- Nursing & Allied Health Programs





**WNC works with approximately 112 nursing students per year. This includes first and second year students.**

Each year, we graduate a class of approximately 50 nursing students and we have a new class of nursing students enter each fall.

We also have a cohort of nursing students in Fallon to serve our rural mission.

The nursing program was fully approved by the Accreditation Commission for Education in Nursing (ACEN).

We added an AAS in health sciences

Total CNA awards in last five years - 656

Total nursing degree awards in last five years - 241



**MOBILE LAB WILL HIT THE ROAD FALL 2021**

\$800,000

Designed to serve rural communities including employers and high schools

Includes lab and navigator position

**SPONSORS**

- Nevada Governor's Office of Economic Development (GOED), Workforce Innovations for a New Nevada (WINN) Grant
- William N. Pennington Foundation
- Tesla
- Wells Fargo Foundation

**89 students enrolled in EMS classes in fall 2020**

**333 Emergency Medical Technician - Basic skill certificates awarded since the program began in fall 2013.**

**96 Emergency Medical Technician - Advanced skill certificates awarded since the program began in fall 2018.**

**The Paramedic program started spring of 2020 and has been at 100% capacity since the start of the program.**

**The first graduating class in Paramedics was in summer of 2021.**



**Launching new diversity center  
in fall 2021.**

We hired an external consultant for  
customized diversity training.

Established Title IX training programs for  
team members with ATIXA and Academic  
Impressions.

Establishing the Native First  
student cohort.

Established the Indigenous Student  
Association.

New scholarship fund for Native American  
students.





**WNC enrolls 137 (4%) students who self-identify as Black or Black in combination with one or more ethnicities.**

---

**For the Latino Leadership Academy (LLA):**

- Established in fall 2010, the program grew 324% from 33 to 140 students in fall 2019.
  - The program was hit hard by the pandemic and dropped by 29% from fall 2019 to fall 2020 to 100 students.
  - 2020 LLA graduation rate: 45%
  - 2020 General population graduation rate: 27%
- 

**For the Indigenous Student Association:**

- WNC enrolls 172 (5%) students who self-identify as American Indian/Alaskan Native or that in combination with one or more ethnicities.



**POST-PANDEMIC 2021-2022**

- New students
- Dual Enrollment
- Construction Gateway Certificate Program
- Automotive Service Excellence Certification Program with NDOC Auto Shop, Carson Adult Ed, and Campagni Auto Group

**PELL RESTORATION BY JULY 2023**

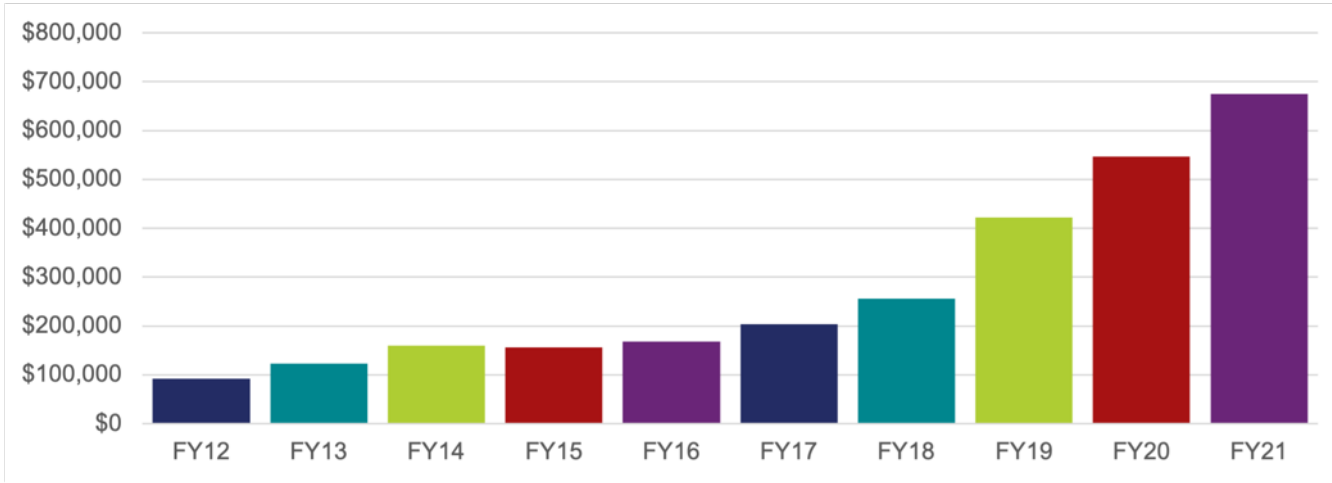
- Planning to add AA transfer degree



- **\$500,000 USDA grant** awarded to support remote access (awarded fall 2020; in progress)
  - Biology lab renovation - Fallon Campus - with support of the **Pennington Foundation** (\$1M)
  - Developed partnership with **Oasis Charter High School** in Fallon to share a facility and provide access for dual enrollment students
  - **HVAC program** will begin this fall at the Fallon Campus with guidance and support from business and community partners
- **Mobile lab** will hit this fall
  - The college has diligently used its **\$10 million in CARES funding** to strategically support students during and after the COVID-19 pandemic
  - **Peace Officer Standards and Training (POST)** coming back to WNC
  - Working on badging, new academic calendars, and micro credentials.
  - Launched **EdSights** enhanced chatbot services



### WNC FOUNDATION'S SUPPORT OF WESTERN NEVADA COLLEGE CONTINUES TO GROW



WNC Foundation has grown over the past 10 years!

Scholarship support has grown by **730%** to \$674,685

Total Assets have grown by **268%** to \$6,710,235

In FY21, WNC Foundation contributed \$1,101,378 to Western Nevada College; growth of **597%** from FY12



