

Nevada System of Higher Education Sponsored Programs



System Sponsored Programs Office and Established Program to Stimulate Competitive Research (EPSCoR) Overview

Presented by:

Marcie Jackson, Director System Sponsored Programs Office & EPSCoR


March 18, 2021

NSHE SSPO/EPSCoR Office

- Part of the System Administration Office
- Unit under Finance
- Housed in Las Vegas
- 3 administrative/financial staff
- 5 program staff (grant funded)

Nevada NSHE SSPO/EPSCoR Office Functions

- Currently manage approximately \$36 million in sponsored projects
- Administration for EPSCoR, NASA Space Grant and other state-wide programs (GEAR UP)
- Management of special projects match (cost share)
- Administration of SA sponsored programs
- Interact with the Research Affairs Council
- Liaison with EPSCoR Coalition
- Capitol Hill visits



Mission statement of the office:

To promote the opportunities and collaborations within science, research, education, and technology for NSHE institutions in Nevada

Purpose of Established Program to Stimulate Competitive Research (EPSCoR):

State based
research

Advance and
broaden
participation
in science and
engineering

Catalyze key
research
themes

Stimulate
research and
development
and
competitiveness
in EPSCoR
jurisdictions

Utilize
statewide
participation

Activate
collaborations
among
academic,
government,
and private
sector
stakeholders

HOW DOES EPSCoR WORK?



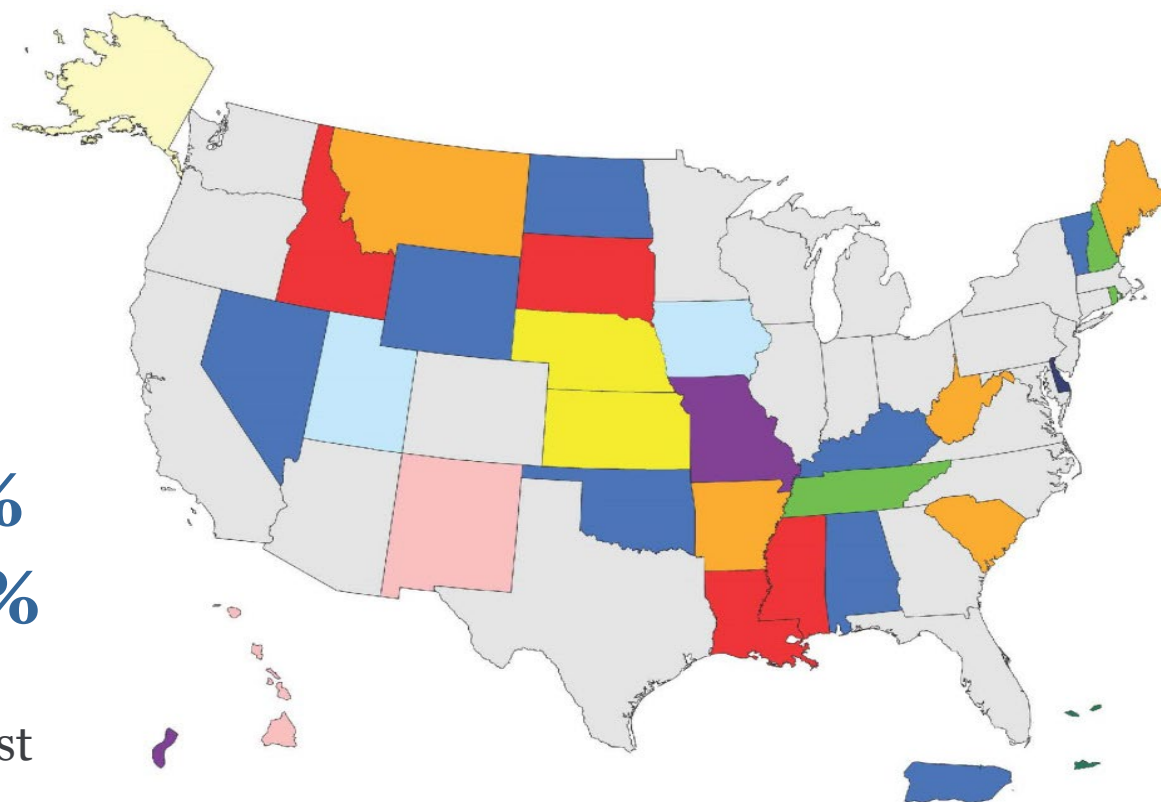
EPSCoR Jurisdictions



**<0.75% of
NSF's funding**

- **Nevada = 0.25%**
- **California = 13%**

NSF's FY 2021 Budget Request
is \$7.9 billion



1980	1985	1987	2000	2003	2009
Arkansas Maine Montana South Carolina West Virginia	Alabama Kentucky Nevada North Dakota Oklahoma Puerto Rico Vermont Wyoming	Idaho Louisiana Mississippi South Dakota	Alaska	Delaware	Iowa Utah
		1992	2001	2004	2012
	Kansas Nebraska		Hawaii New Mexico	New Hampshire Rhode Island Tennessee	Guam Missouri
			2002		
			U.S. Virgin Islands		

* Utah, Tennessee, and Iowa are no longer eligible.

SSPO/EPSCoR Responsibilities

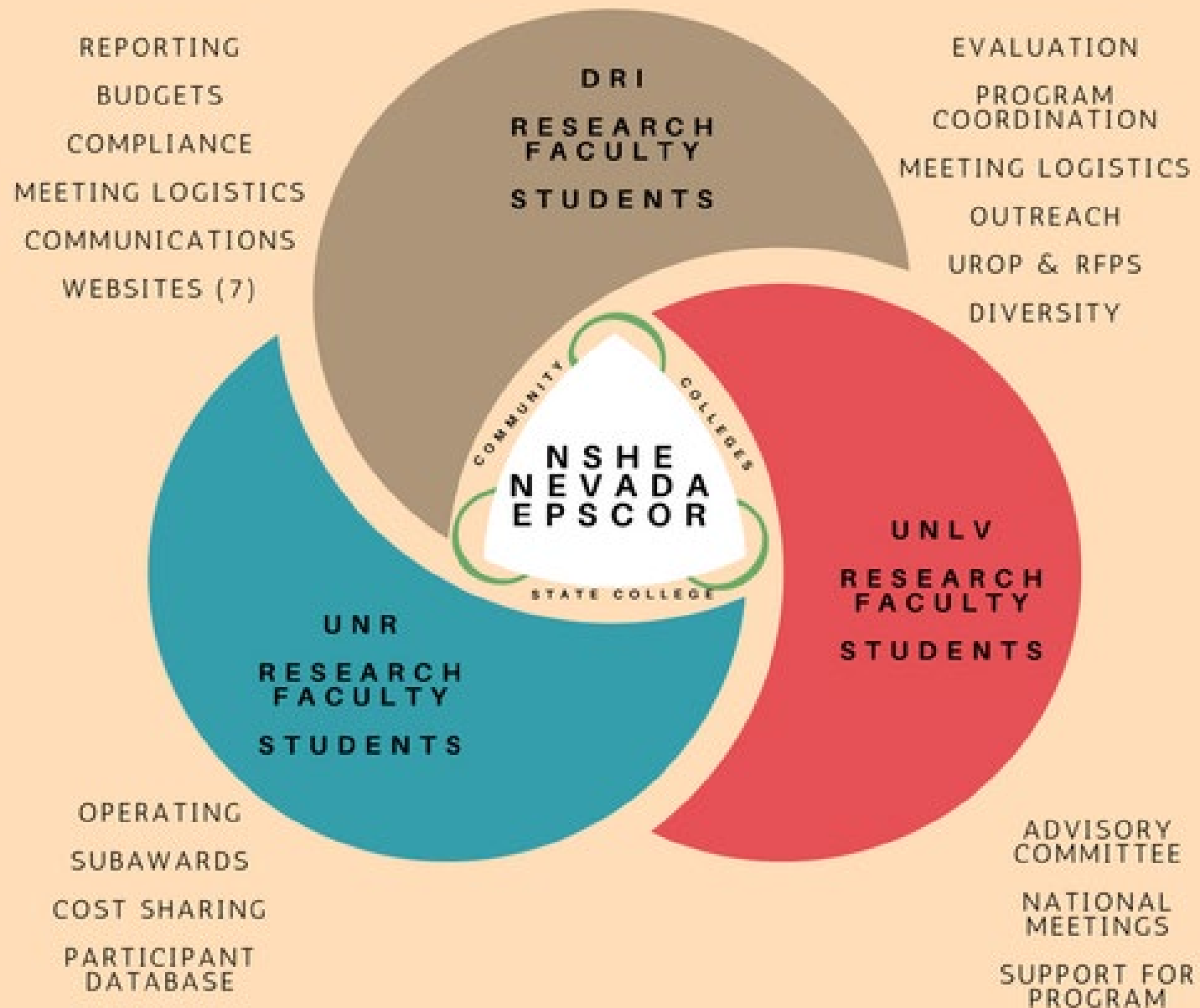
Sponsored Programs for SA

- Proposal development & submission
- Grant and contract negotiation
- Account management
- Account setup and subawards
- Financial reporting
- Preparation, receipt, review and allocation of intra-system solicitations
- Coordination and submission of technical reports

EPSCoR (state-wide)

- All items to the left PLUS
- Research Administrators are part of the management team of the projects
- Planning and coordination of annual state-wide project meetings
- Planning and coordination of outreach activities
- Management of extensive reporting requirements
- Management of compliance documents
- Facilitate external evaluation
- Attend national meetings

EPSCOR OFFICE & PROJECT DIRECTOR(S)





Why EPSCoR Matters to Nevada

- 468 proposals awarded during EPSCoR (funding 1985-2020)
 - **ROI \$243.6 million**
- Scholarships & Fellowships (2015-2020)
 - **235 participants awarded \$1.5 million**
- 74 new faculty hires – with 84% retention still at NSHE



SSPO/EPSCoR Projects

- System Administration Sponsored Programs
 - 13 Awards - \$5 million
- EPSCoR Awards (Federal)
 - 13 Awards - \$25.5 million
- State Program Match (cost share)
 - 11 Awards - \$1.7 million
- Subawards to NSHE Institutions (FY20)
 - 45 subawards - \$2.7 million

2018-2019 Sponsored Funding Annual Highlights

For Presentation to the Academic, Research and
Student Affairs Committee

September 20, 2020

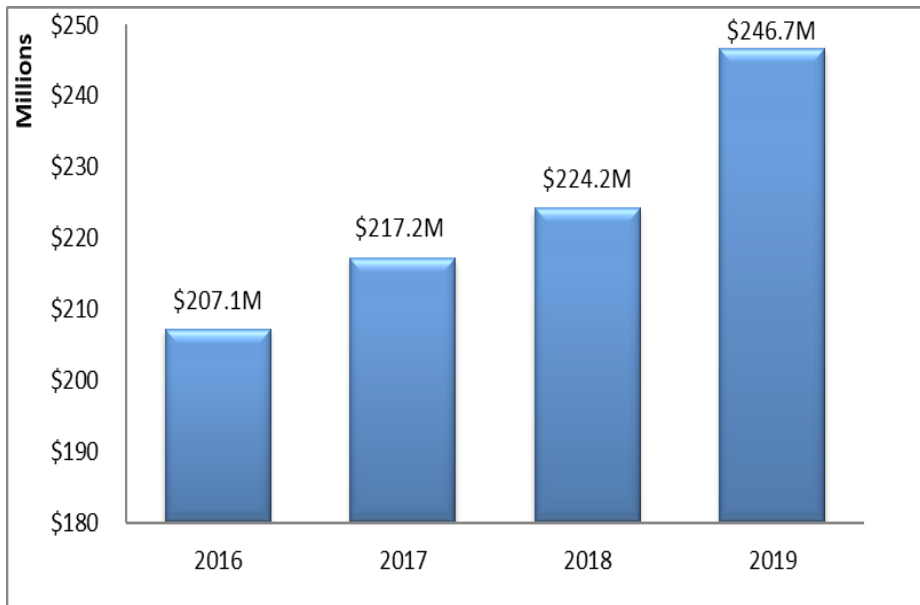
Presented by:
Marcie Jackson, Director System Sponsored Programs
& EPSCoR



Sponsored Program Funding Supports NSHE Strategic Goals:

- Research Goal
 - Raising Nevada's overall research profile
- Access & Close the Achievement Gap Goals
 - Preparatory services for low-income and first-generation students
- Success Goal
 - Student services for tutoring, counseling
- Workforce Goal
 - Helping meet the needs of industry via certificate and training programs

FY 2016 - 2019 Total Awarded

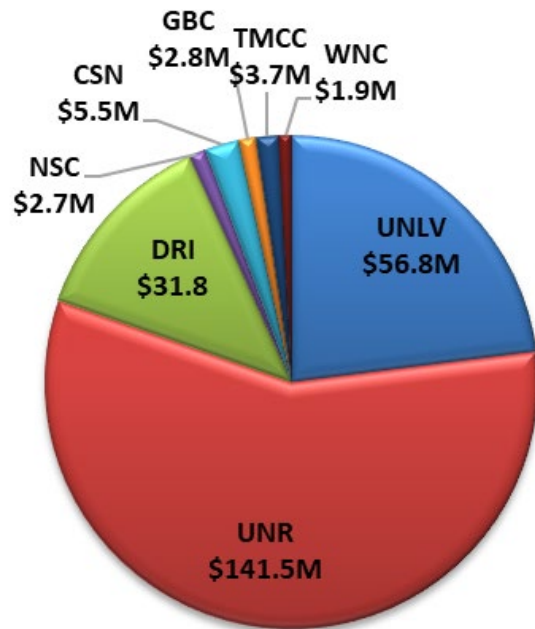


FY 2016 established new baseline following a technical change in the reporting to exclude Title IV financial aid funds (\$210M in FY 2016).

FY 2019 had a 10 percent increase in awards over FY 2018 with a 19 percent increase from FY 2016

“Total Awarded” is based on sponsored projects as per Sponsor (federal, state, etc.) category. See Appendix A of the report.

Funding Distribution of NSHE 2018-2019



Direct Federal
Funding: \$126.8M

Research \$152M

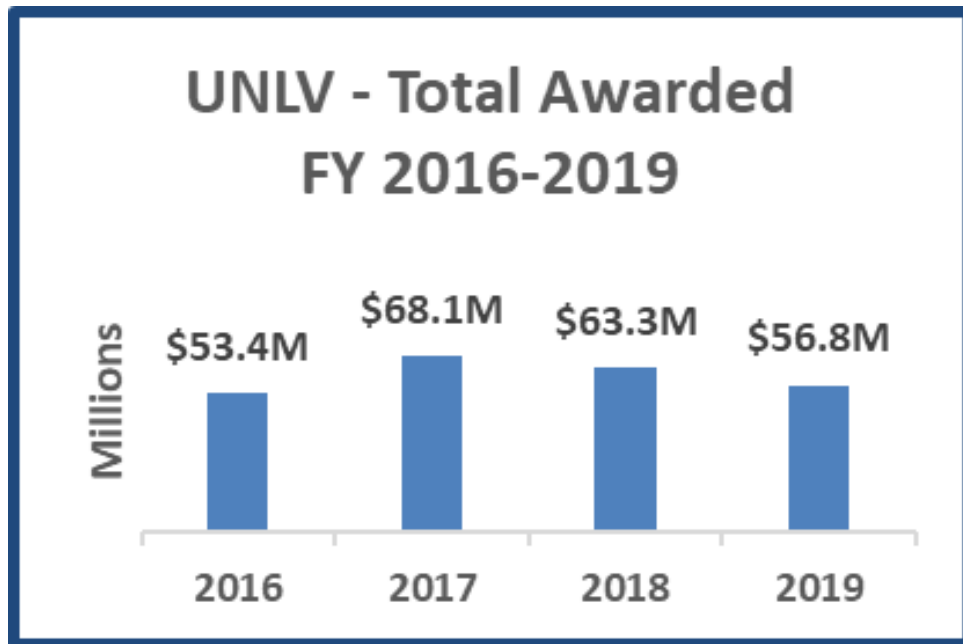
Other Sponsored
Projects \$94.7M

Total: \$246.7M

See Appendix B.

*The funding awarded reflects the various missions of the research and undergraduate institutions.
See Appendix A of the report.*

Total Awarded: UNLV



*UNLVSOM
represents
\$10.4M/18%*

Highlights

Received increased funding from:

- National Institutes of Health
- Governor's Office of Science Innovation and Technology
- Governor's Office of Economic Development
- Health Resources & Services Administration

Increased in the categories:

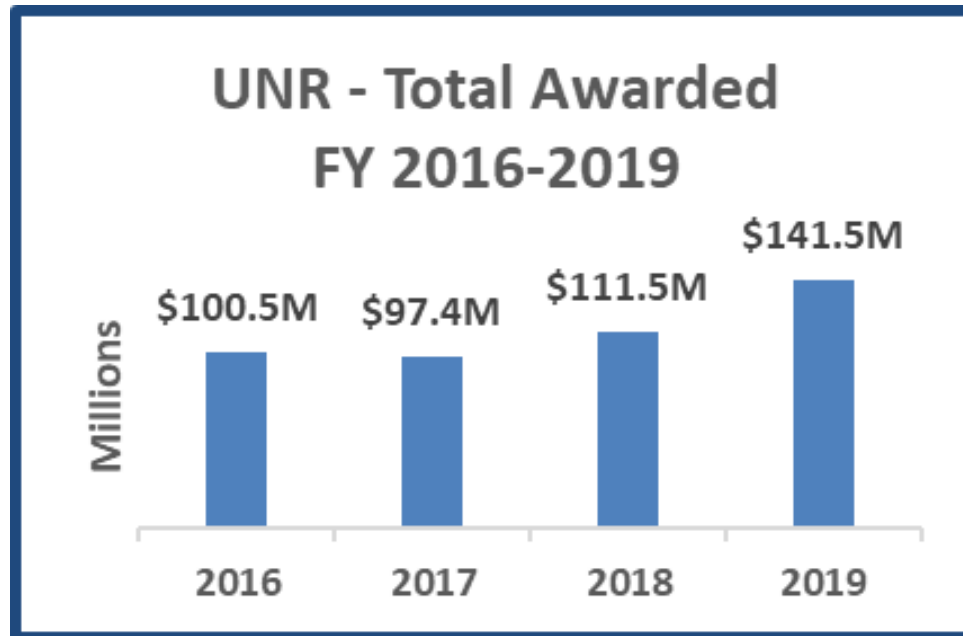
- Public Service \$5.6M
- Other \$2.2M

Decreased in the categories:

- Research \$8.9M
- Instruction \$1.3M
- Student Services \$4.0M
- Scholarships \$41K

Title IV financial aid dollars were removed in FY 2016

Total Awarded: UNR



*UNRSOM
represents
\$31.7M/22%*

Highlights:

Increased funding received from:

- US Army Corps of Engineers
- National Institute of Medical Sciences
- National Science Foundation

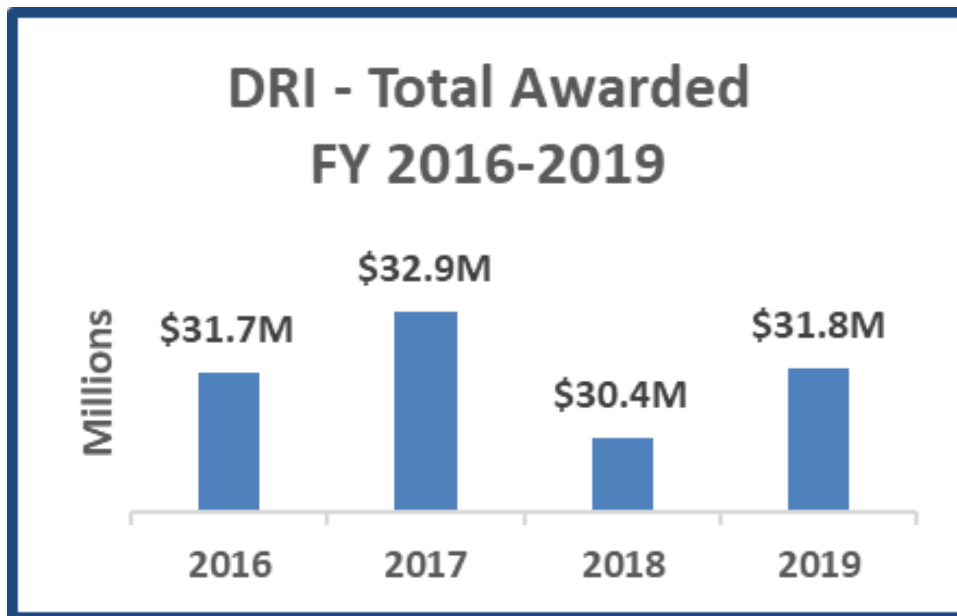
Increased in the categories:

- Research \$16.8M
- Public Service \$13.6M

Decreased in the categories:

- Instruction \$446K
- Student Services \$26K
- Scholarships \$70K

Total Awarded: DRI



Highlights:

Increased funding received from:

- US Department of Commerce
- National Aeronautics and Space Administration
- Department of Interior
- National Institutes of Health

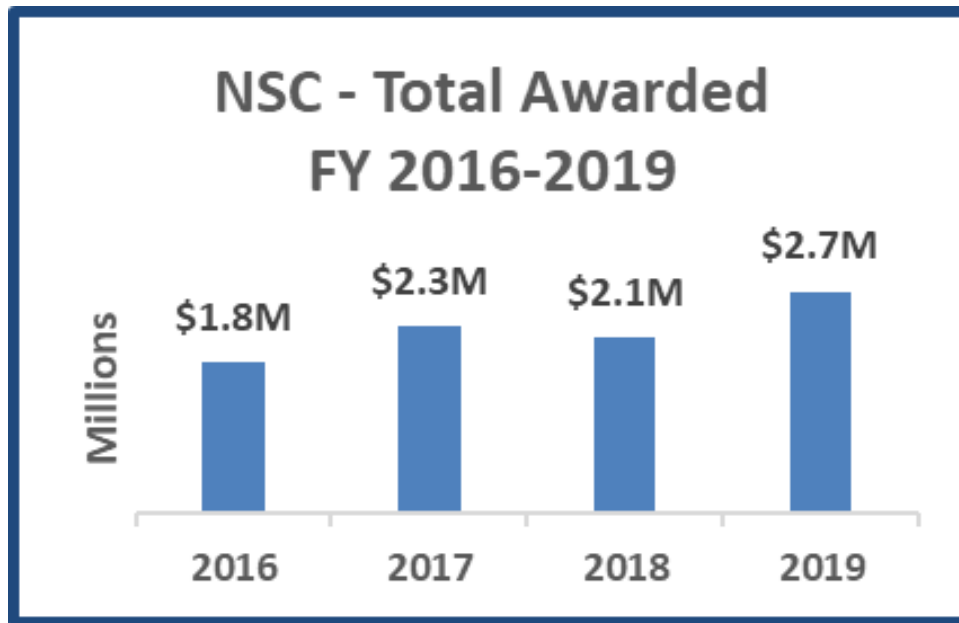
Increased in category:

- Public Service \$1.9M

Decreased in category:

- Research \$560K

Total Awarded: NSC



Highlights:

Increased funding received from:

- US Department of Education
- Nevada IDeA Network of Biomedical Research Excellence (INBRE)
- State of Nevada
- TRIO Upward Bound

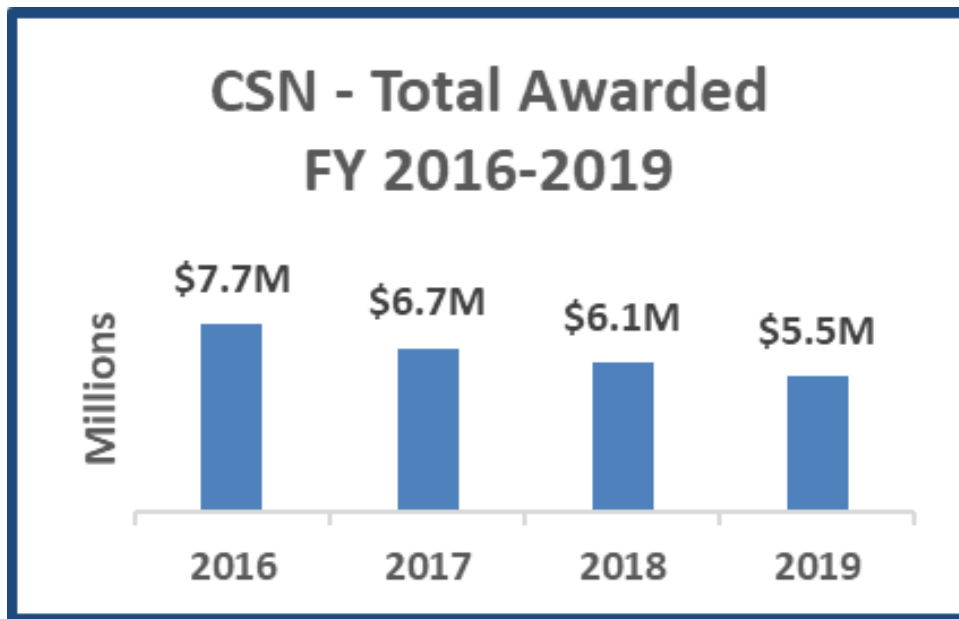
Increased in the categories:

- Instruction \$500K
- Public Service \$153K
- Student Services \$54K
- Scholarships \$185K

Decreased in the category:

- Research \$370K

Total Awarded: CSN



Highlights:

Funding received from:

- Governor's Office of Science, Innovation and Technology
- Governor's Office Workforce Innovations for a New Nevada
- Department of Health and Human Services

Increased in the categories:

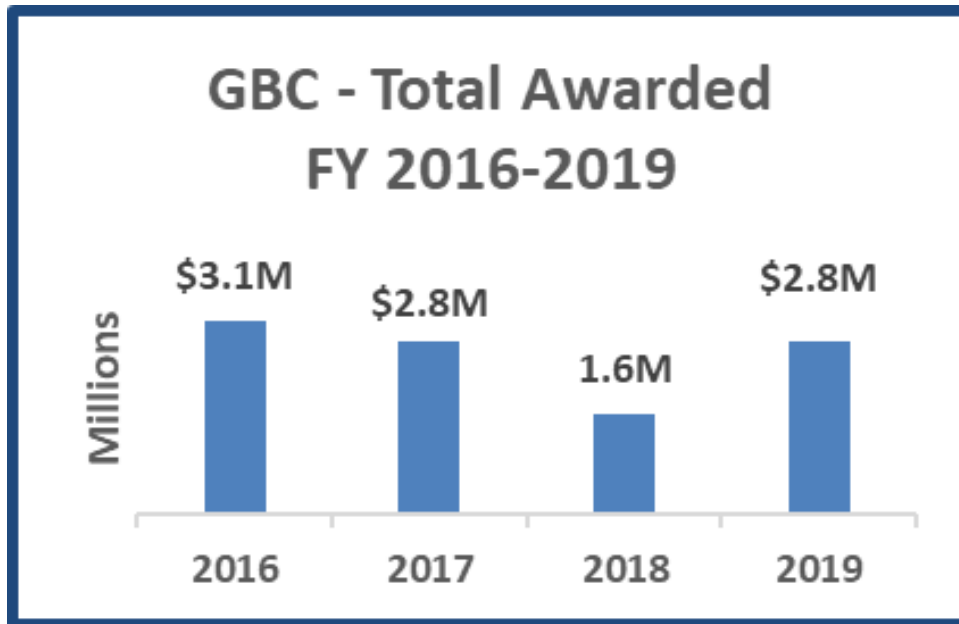
- Research \$353K
- Public Service \$3K
- Other \$208K
- Scholarships \$14K

Decreased in the categories:

- Instruction \$1.1M
- Student Services \$36K

Title IV financial aid dollars were removed in FY 2016

Total Awarded: GBC



Highlights:

Increased funding received from:

- Governor's Office of Science, Innovation and Technology
- Governor's Office of Workforce Innovations for a New Nevada
- Carl D. Perkins

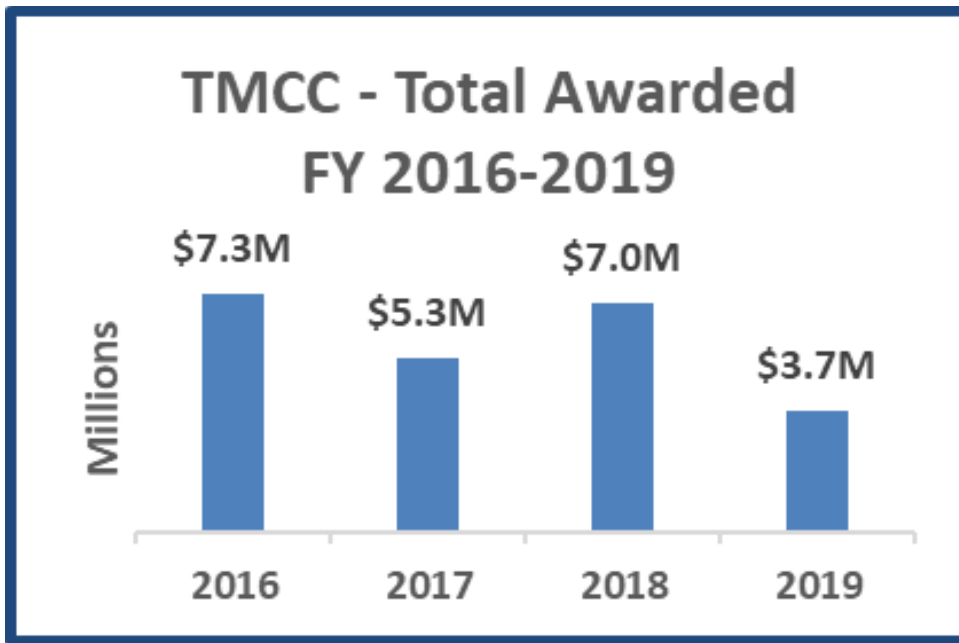
Increased in the category:

- Instruction \$1.4M

Decreased in the categories:

- Public Service \$14K
- Student Services \$3K
- Other \$72K
- Scholarships \$150K

Total Awarded: TMCC



Highlights:

Increased funding received from:

- National Science Foundation

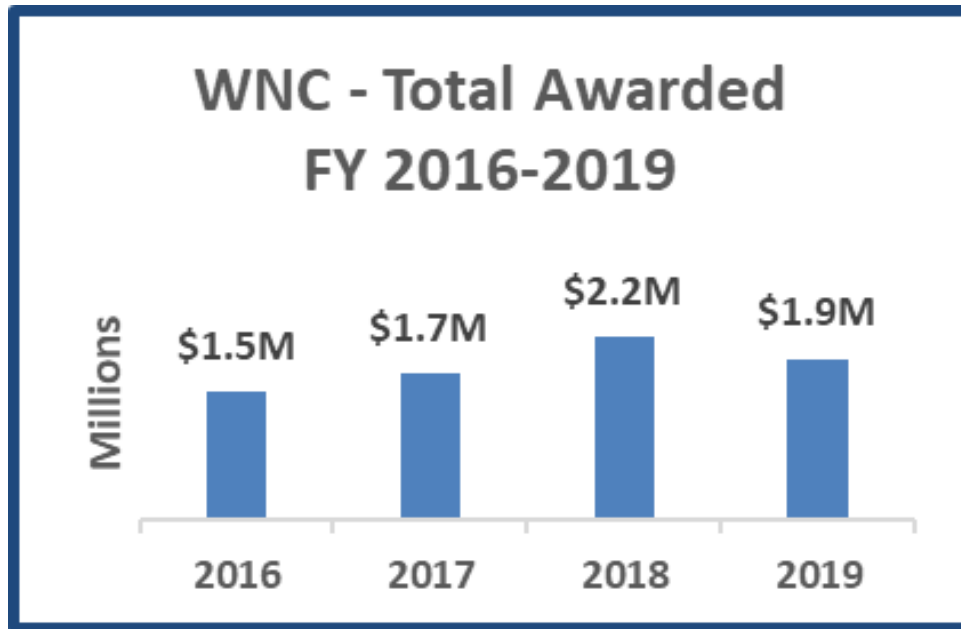
Increased in the category:

- Research \$421K

Decreased in the categories:

- Instruction \$1.2M
- Student Services \$2.3M
- Other \$53K
- Scholarships \$101K

Total Awarded: WNC



Highlights:

Increased funding received from:

- Environmental Protection Agency
- INBRE
- NASA Space Grant

Increased in the categories:

- Student Services \$26K
- Research \$38K
- Public Service \$576K

Decreased in the categories:

- Instruction \$889K
- Other \$8K
- Scholarships \$5K

Intra-System Collaborations

FY 2019

Subawards to:	UNLV		UNR		DRI		NSC		NSHE - SSPO/EPSCoR	
	Total \$ Subawarded	# of Projects that are Subawards	Total \$ Subawarded	# of Projects that are Subawards	Total \$ Subawarded	# of Projects that are Subawards	Total \$ Subawarded	# of Projects that are Subawards	Total \$ Subawarded	# of Projects that are Subawards
UNLV	\$ -	0	\$ 692,952	11	\$ -	0	\$ -	0	\$ 829,925	11
UNR	\$ 478,000	2	\$ -	0	\$ 61,522	1	\$ -	0	\$ 1,629,012	40
DRI	\$ 150,000	1	\$ 1,204,164	8	\$ -	0	\$ -	0	\$ 755,320	14
NSC	\$ -	0	\$ 465,724	1	\$ -	0	\$ -	0	\$ 126,553	2
CSN	\$ 291,485	1	\$ 136,092	2	\$ -	0	\$ 68,229	1	\$ 253,728	8
GBC	\$ -	0	\$ 217,378	1	\$ -	0	\$ 49,352	1	\$ 157,423	6
TMCC	\$ -	0	\$ 417,743	1	\$ -	0	\$ -	0	\$ 142,946	4
WNC	\$ -	0	\$ 63,790	2	\$ -	0	\$ -	0	\$ 110,306	4
Total	\$ 919,485	\$ 4	\$ 3,197,843	\$ 26	\$ 61,522	\$ 1	\$ 117,581	\$ 2	\$ 4,005,213	89

\$8.3 million in collaborative funding
122 projects funded

Proposals Submitted and Received FY 2019

TOTAL PROPOSALS - ALL NSHE INSTITUTIONS			
Institution	Submitted	Received	Total Amount Awarded
UNLV	619	357	\$ 56,758,157
UNR	1,163	211	\$ 42,546,179
DRI	229	111	\$ 31,810,087
NSC	14	8	\$ 245,631
CSN	28	24	\$ 5,531,434
GBC	24	20	\$ 2,769,676
TMCC	20	19	\$ 3,707,897
WNC	17	13	\$ 1,648,019
Total	2,114	763	\$ 145,017,080

This number does not match Appendix A total awarded due to awarding time or announcement of intent to fund

Complete list of submitted/received by Sponsor can be found in Appendix C

Nevada System of Higher Education Sponsored Programs



EPSCOR
NEVADA

Any Questions?