



# Western Nevada College

Update to the Board of Regents  
Nevada System of Higher Education

Dr. Vince Solis – President

September 5-6, 2019



# HOW WNC PERFORMS IN RELATION TO THE STRATEGIC VISION & GOALS OF NSHE

1. Access
2. Student Success
3. Closing the Achievement Gap
4. Workforce Education
5. Research

*In addition, we also monitor, evaluate, manage, and develop resources for WNC.*





# OVERVIEW

# STUDENT BODY PROFILE - FALL 2018

## Enrollment Status

36% are full-time & they have a 29% graduation rate  
64% are part-time & they have a 12% graduation rate

## Gender

58% are female with a 33% graduation rate  
42% are male with a 25% graduation rate

## Minority Status

34% minority with a 25% graduation rate  
66% non-minority with a 31% graduation rate

## Age Group

13% - Less than 18 years of age  
47% - 18-24 years of age  
40% - Over 25 years of age





# **STUDENTS BY EDUCATIONAL GOAL FALL – 2018**

**University Transfer Students – 1,821 Total**

**50% are full-time**

**50% are part-time**

**Workforce Students – 893 Total**

**27% are full-time**

**73% are part-time**

**Non-Degree Seeking Students – 613 Total**

**6% are full-time**

**94% are part-time**



# WNC FACULTY



## 23% OF ALL INSTRUCTORS ARE FULL TIME

	FALL 2010	FALL 2012	FALL 2014	FALL 2016	FALL 2018
FULL-TIME	60	52	48	49	52
PART-TIME	283	170	186	189	180

## PERCENTAGE OF CREDIT HOURS TAUGHT

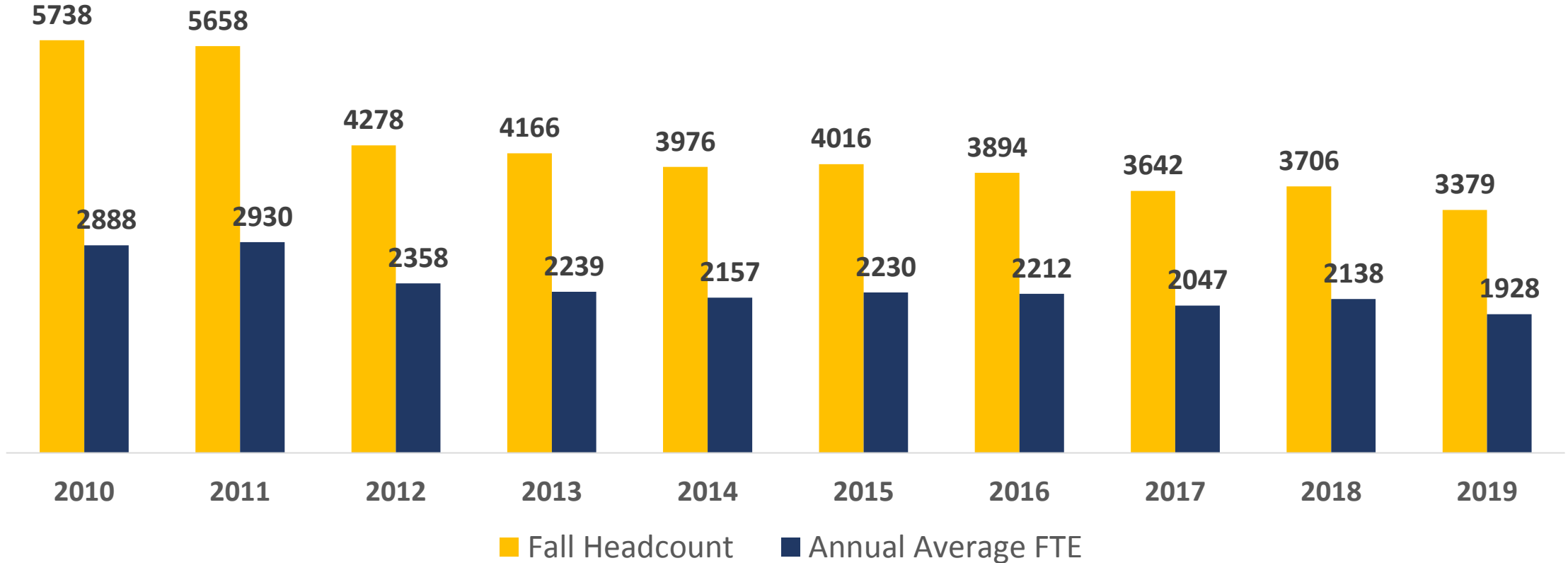
	FALL 2010	FALL 2012	FALL 2014	FALL 2016	FALL 2018
FULL-TIME	42%	42%	39%	40%	42%
PART-TIME	58%	58%	61%	60%	58%

*In 2018-19, 83% of the students in classes taught by full-time faculty passed their classes while 82% of those in classes taught by part-time faculty passed. 60% of part-time faculty teach in Liberal Arts while 40% teach Workforce education classes.*

**ENROLLMENT**

# ENROLLMENT TRENDS

2010 - 2019



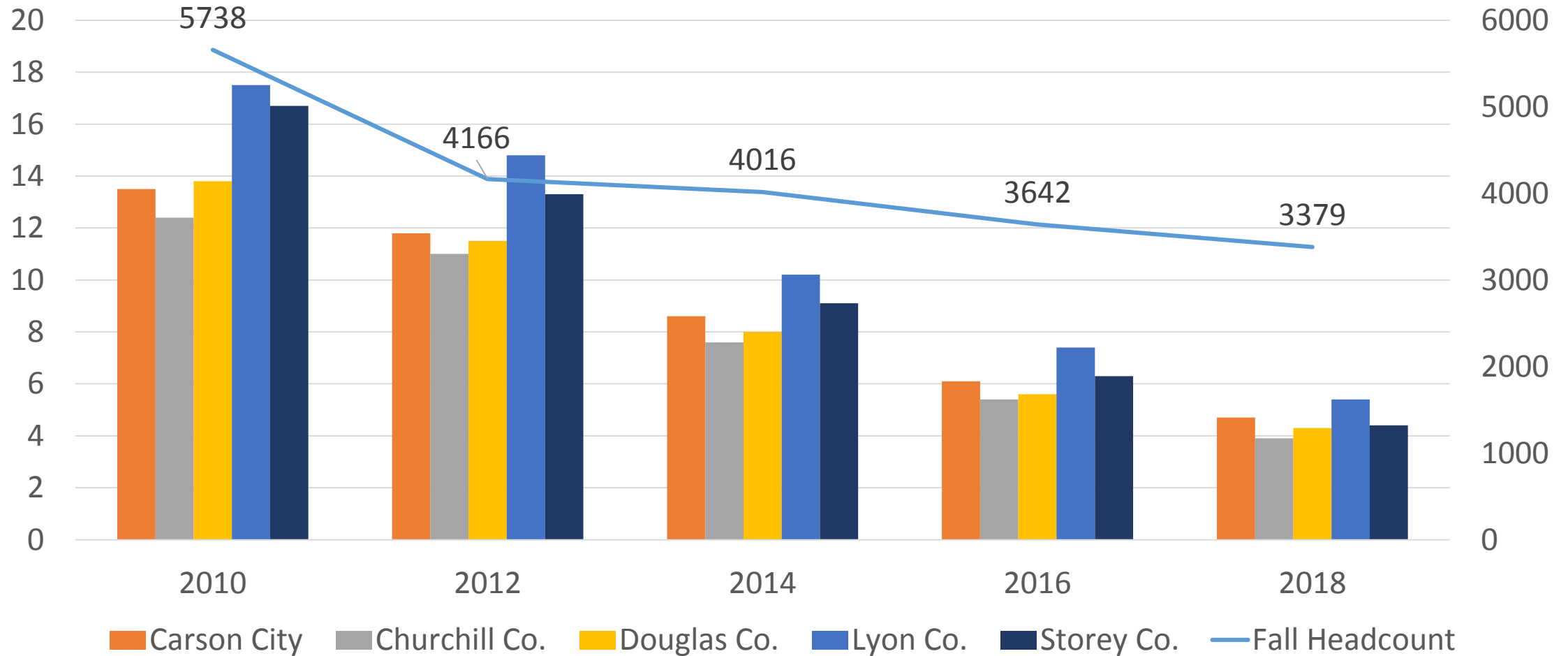
**41% reduction in student headcount over last ten years**  
**33% reduction in FTE over last ten years**

Source: NSHE Fall Headcount and NSHE AAFTE reports



# ENROLLMENT TRENDS & UNEMPLOYMENT RATES

2010 - 2018



Source: NSHE Fall Headcount and DETR Local Area Unemployment Statistics Annual Unemployment Rate by County - <http://nevadaworkforce.com/Home/DS-Results-LAUS>

# INCREASED COMMUNICATION OPPORTUNITIES

Established a campus Leadership Council

Expanded the size of the executive team

President holds monthly meetings with campus leadership

Developed a facility construction project update newsletter

Created the Western Weekly

Created a Radio Show

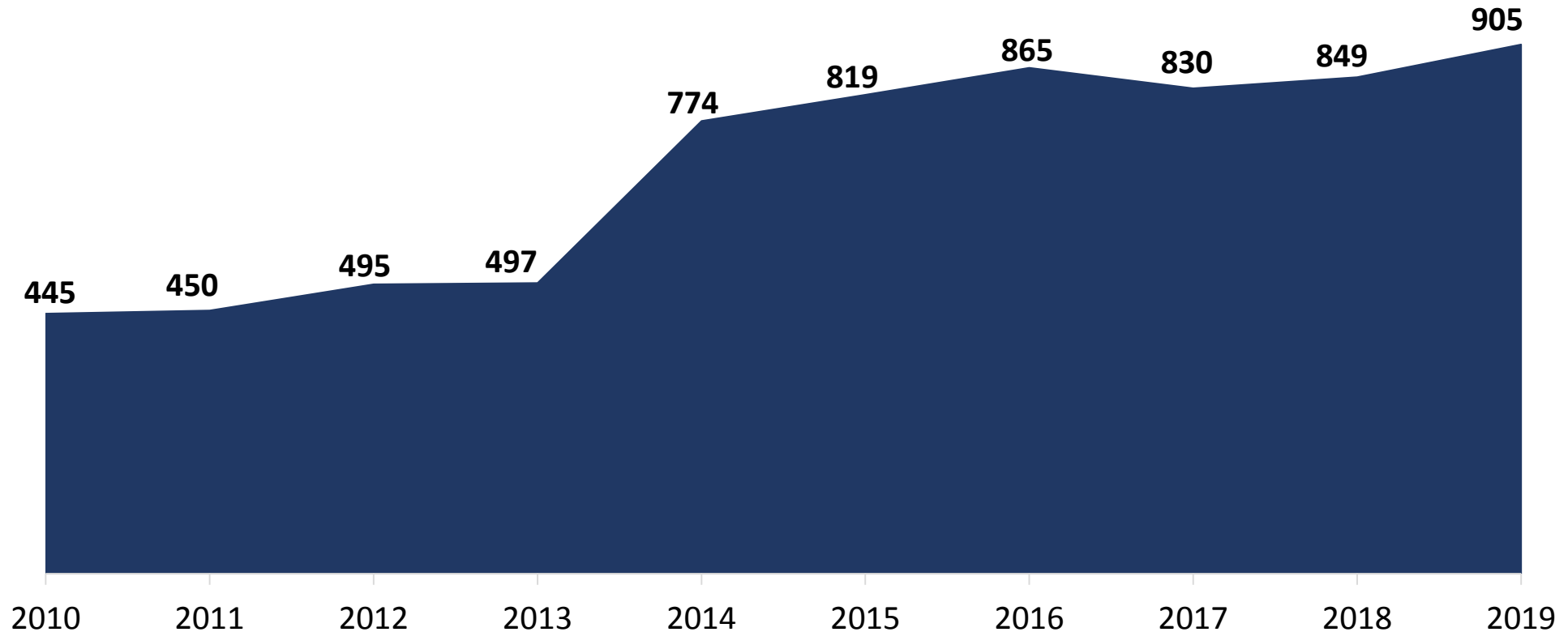




# STUDENT SUCCESS

# STUDENTS RECEIVING DEGREES AND CERTIFICATES

2010 - 2019

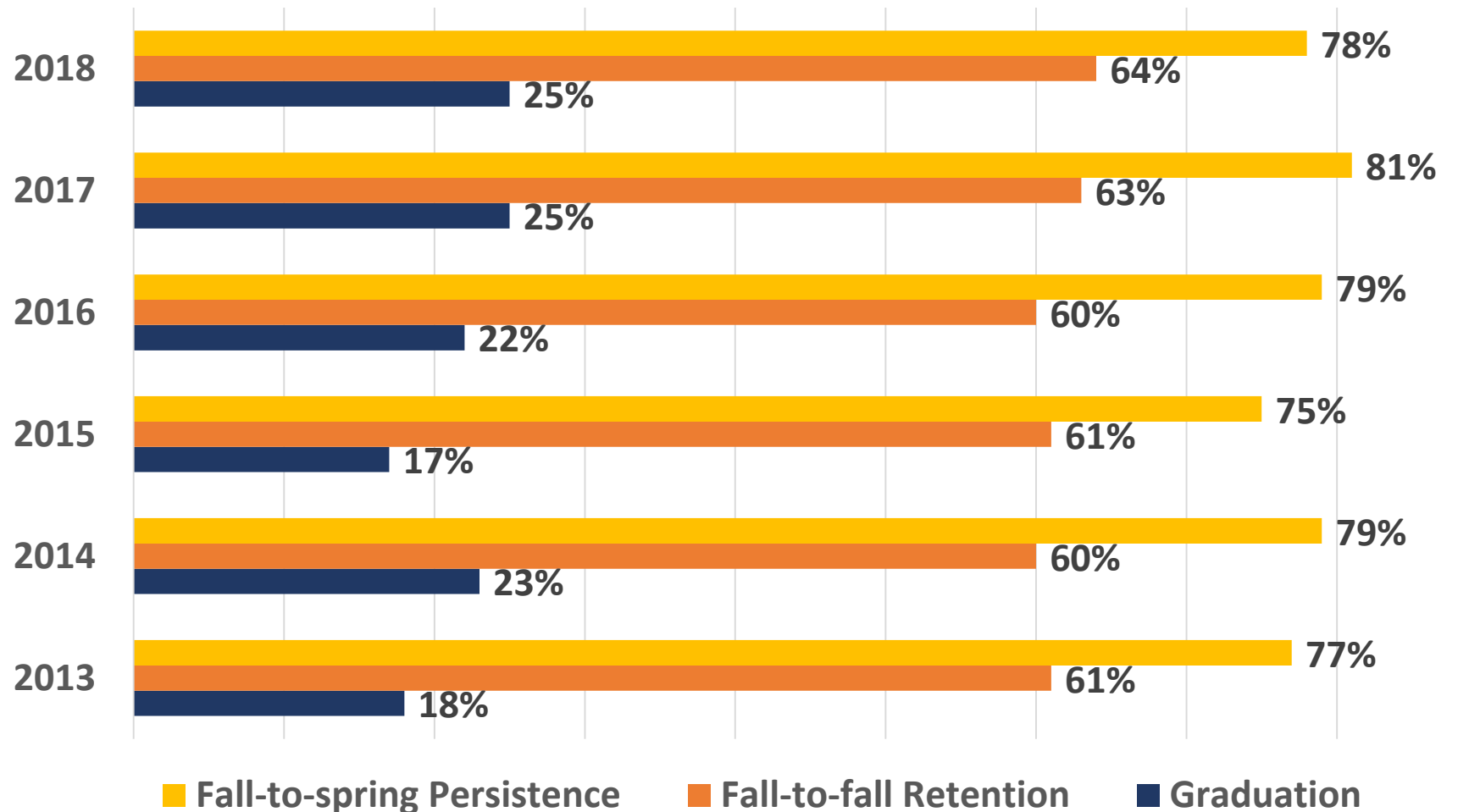


103% increase in students receiving awards over last ten years



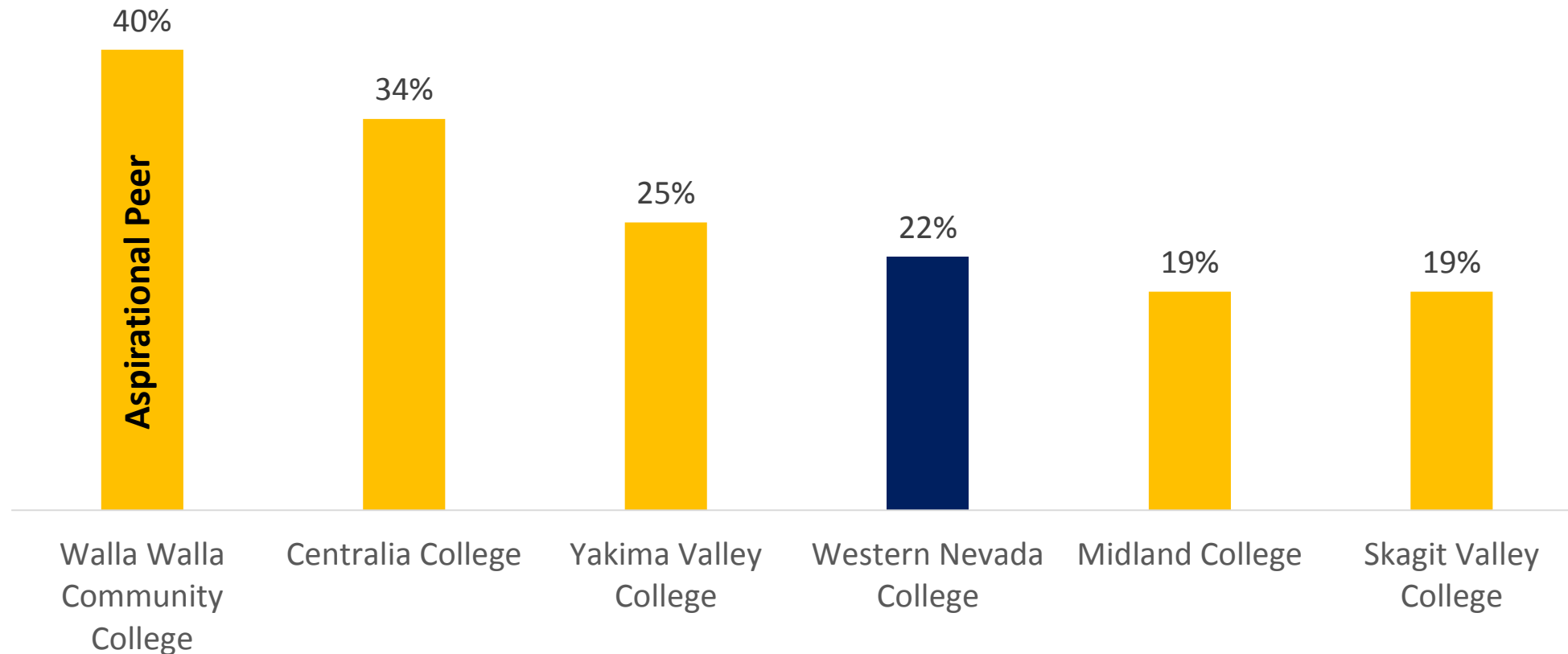
# STUDENT SUCCESS RATES

## IPEDS First-time, Full-time Degree-seeking Cohorts



# STUDENT SUCCESS RATES

## IPEDS First-time, Full-time Degree-seeking Graduation Rates WNC and Peer Institutions, 2016



Source: IPEDS Graduation Rates



# PERFORMANCE POOL RESULTS

<b>WNC 2% Target</b>	<b>Weighted Points 2011-12 Baseline</b>	<b>Weighted Points 2012-13</b>	<b>Weighted Points 2013-14</b>	<b>Weighted Points 2014-15</b>	<b>Weighted Points 2015-16</b>	<b>Weighted Points 2016-17</b>	<b>Weighted Points 2017-18</b>
<b>Total Weighted Points Actual</b>	<b>383.9</b>	<b>425.1</b>	<b>429.9</b>	<b>605.0</b>	<b>611.1</b>	<b>606.0</b>	<b>625.6</b>
<b>Total Weighted Points Target</b>	<b>---</b>	<b>391.6</b>	<b>399.5</b>	<b>548.9</b>	<b>559.9</b>	<b>571.1</b>	<b>582.5</b>
<b>Percent of Target Achieved</b>	<b>Baseline</b>	<b>109%</b>	<b>108%</b>	<b>110%</b>	<b>109%</b>	<b>106%</b>	<b>107%</b>



Source: NSHE Performance Pool reports

# WORKFORCE EDUCATION AT WNC



# WORKFORCE NEEDS IN THE COMMUNITY

- Trained & skilled employees
- More jobs available than potential employees
- Upskilling their current workforce
- Targeted training to meet their specific needs
- Communication skills with technical ability
- Stability in numbers
- Enhancements in soft skills
- 43% of businesses surveyed in our region related to manufacturing cited finding qualified candidates to fill vacancies as a top concern





# WORKFORCE PROGRAMS



**Bachelor of Applied Science - Construction Management**

**11 Associate of Applied Science Degrees**

**15 Certificates of Achievement  
(Minimum of 30 hours)**

**32 Industry Skills Preparation Certificates  
(Less than 30 hours)**

**893 students enrolled in workforce programs in fall 2018  
503 Awards in 2018-2019**

**97% of workforce graduates in 2016-2017 were working or  
continuing their education six months later**





# NEW WORKFORCE PROGRAM

**WNC is working to expand offerings by developing a BAS in Organizational and Project Management**

**This newly proposed degree will be 100% available online**



# MOBILE INSTRUCTIONAL LAB COMING TO WNC





# RESEARCH



# WNC FACULTY MEMBERS CONDUCTING RESEARCH



Dr. Robert Whitcomb is researching the Economy & Marketing

Dr. Gary Evett & Ms. Rachelle Bassen are researching areas related to human physiology and inflammation

Dr. Elizabeth Tattersall & Dr. Smriti Bhattarai are studying the microbial diversity of Pyramid Lake





# CLOSING THE ACHIEVEMENT GAP



# CLOSING THE ACHIEVEMENT GAP: LATINO COHORT

Three-year graduation rate for our Latino Cohort program is 43% on average

On average, the three-year graduation rate for all Hispanic students is the same graduation rate for all students on campus



Source: WNC Retention and Graduation Rate reports

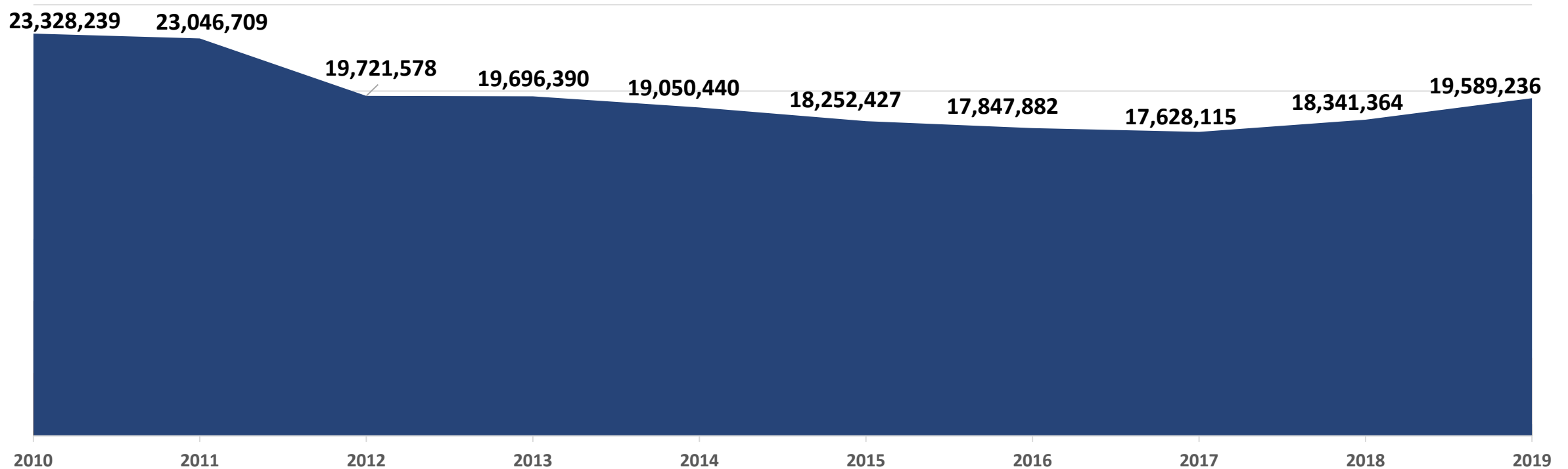


# RESOURCE MANAGEMENT



# STATE APPROPRIATIONS

2010 - 2019



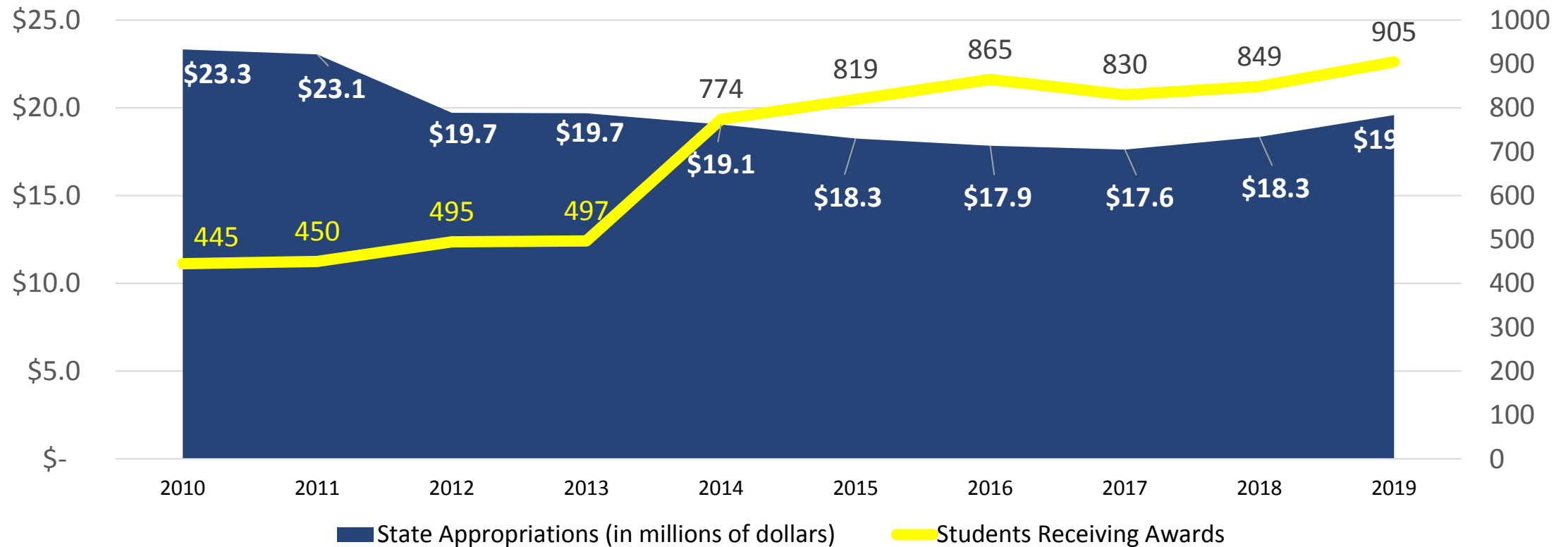
16% reduction in funding over last ten years

Source: WNC Chief Finance Officer



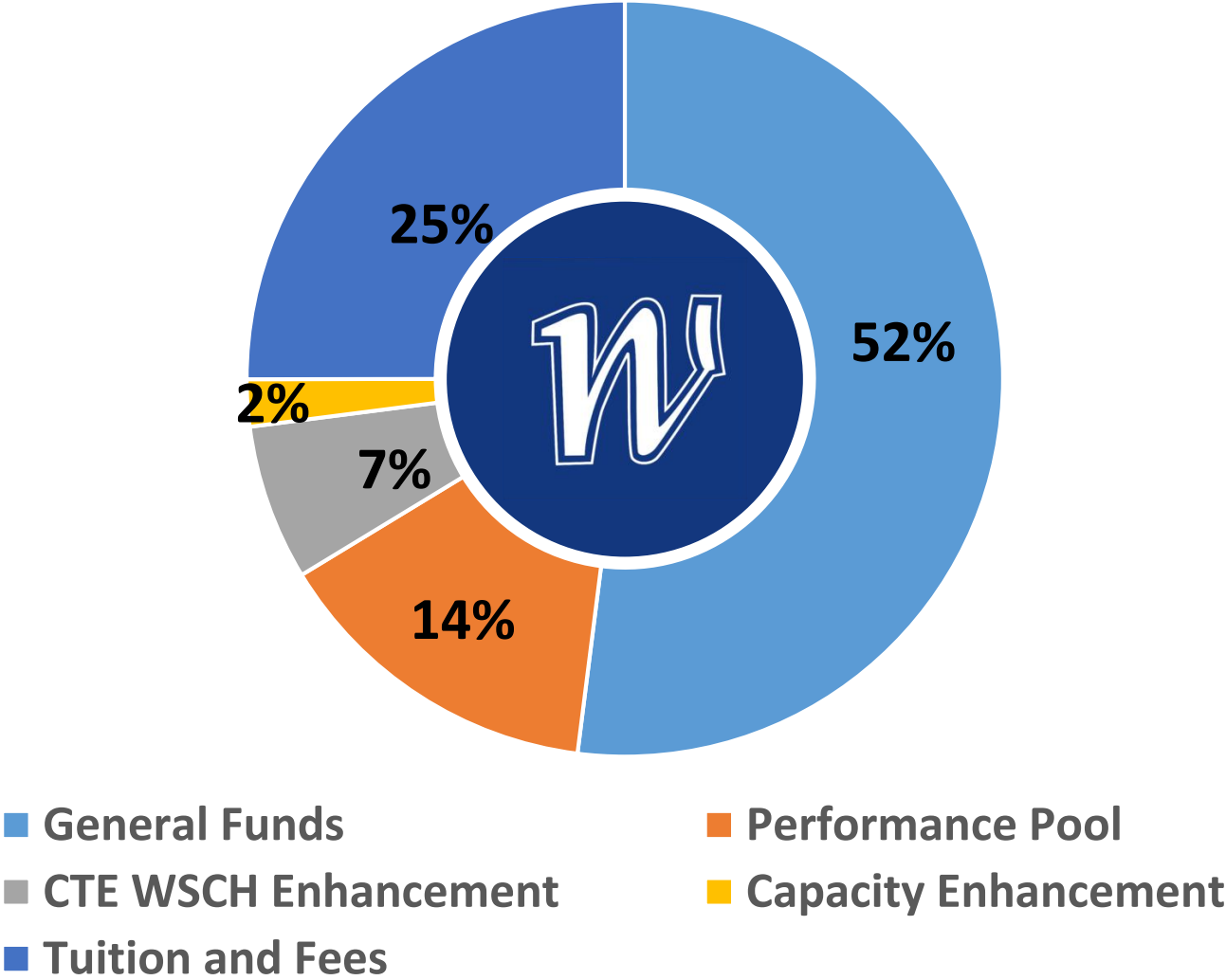
# STATE APPROPRIATIONS & STUDENT SUCCESS DOING MORE WITH LESS

2010 - 2019



16% reduction in funding and 103% increase in students  
receiving awards over last 10 years

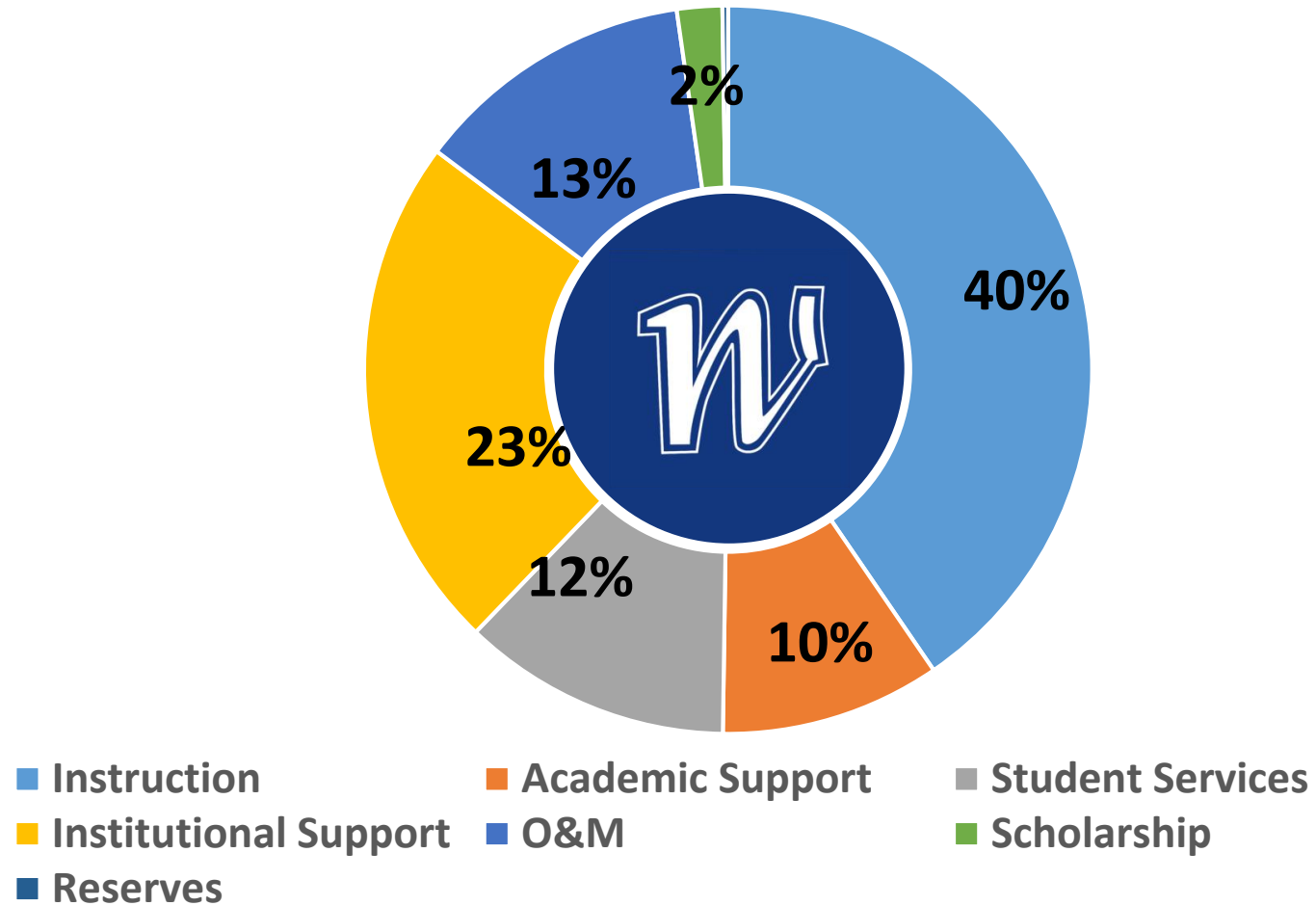
**REVENUE SOURCES**  
2018-19 STATE OPERATING BUDGET  
\$19,589,236



# REVENUE EXPENDITURES

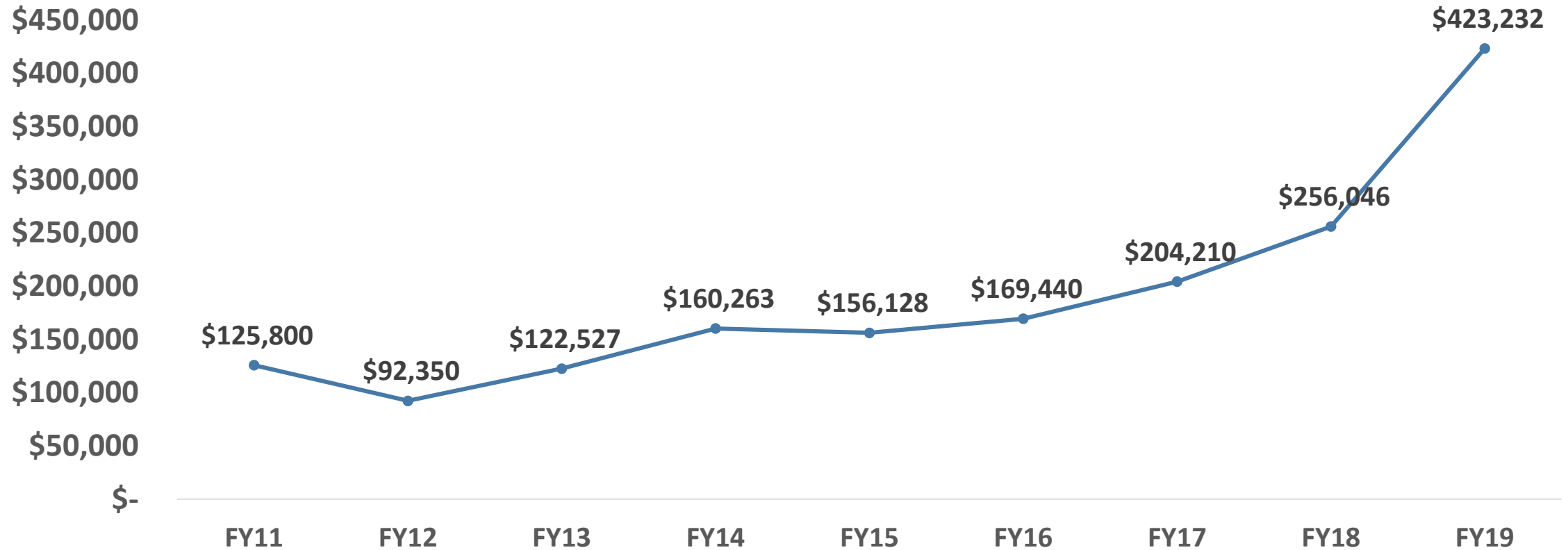
2018-19 STATE OPERATING BUDGET

\$19,589,236



Source: WNC Chief Finance Officer

# WNC FOUNDATION STUDENT SCHOLARSHIP SUPPORT FY11 – FY19

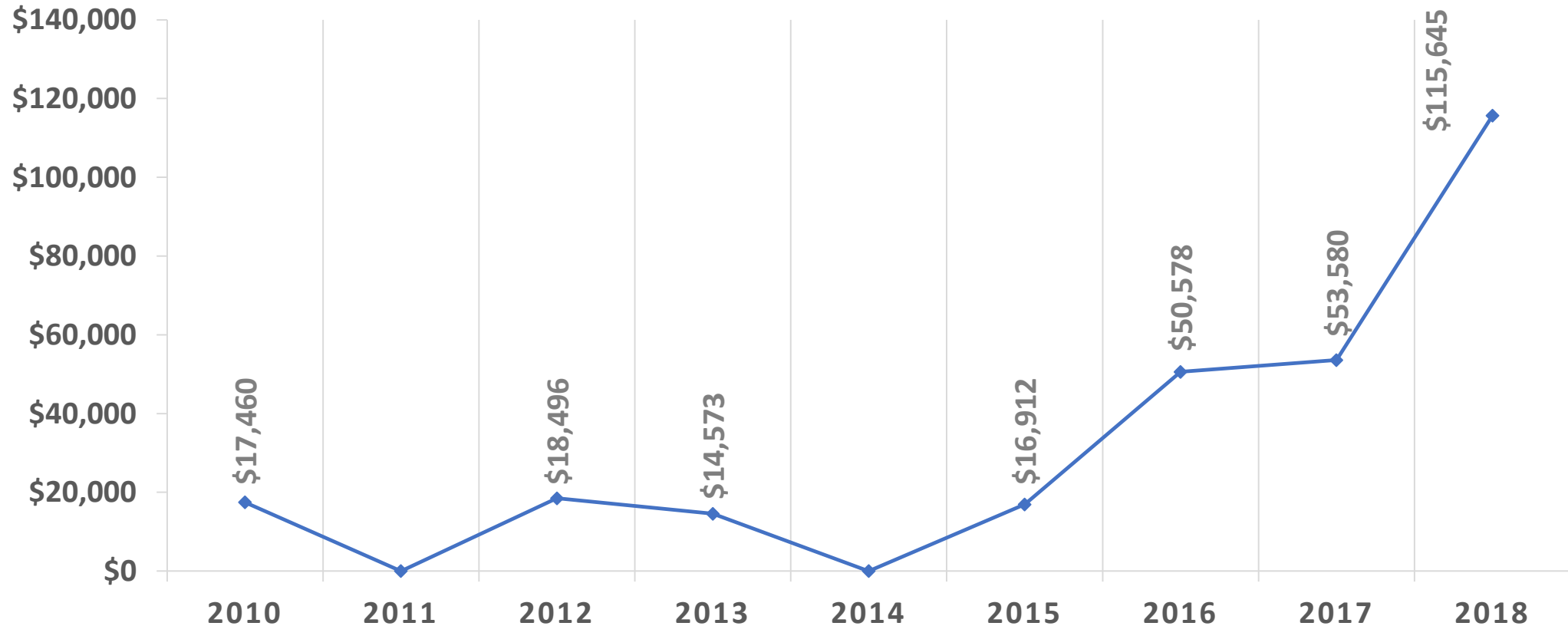


300% increase in private scholarship funding over last nine years

Source: WNC Foundation reports



# WNC FOUNDATION EVENTS REACH FOR THE STARS & GOLF FOR EDUCATION 2010 - 2018



562% increase for these two events in the past nine years

## CLASSROOM UTILIZATION: THREE-YEAR AVERAGE

	CLASSROOM	LABS
CARSON	52%	47%
FALLON	57%	65%
DOUGLAS	35%	50%



# PROGRAMS THAT SUPPORT & EXEMPLIFY SUCCESS AT WNC





# WNC & HIGH SCHOOL OUTREACH

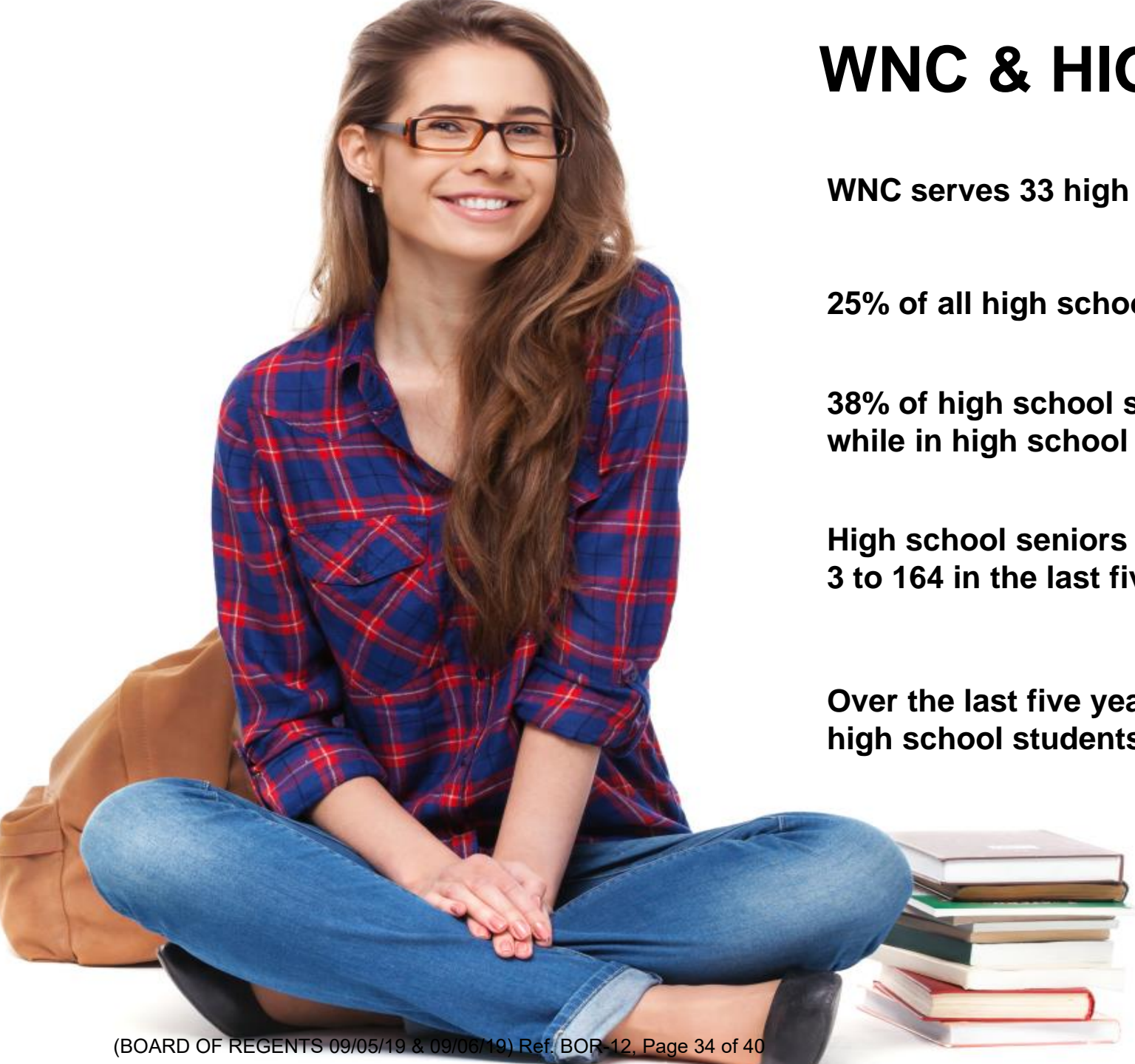
**WNC serves 33 high schools in 11 counties**

**25% of all high school graduates in our service area attend WNC**

**38% of high school students enrolled in a dual enrollment program while in high school continue at WNC after high school graduation**

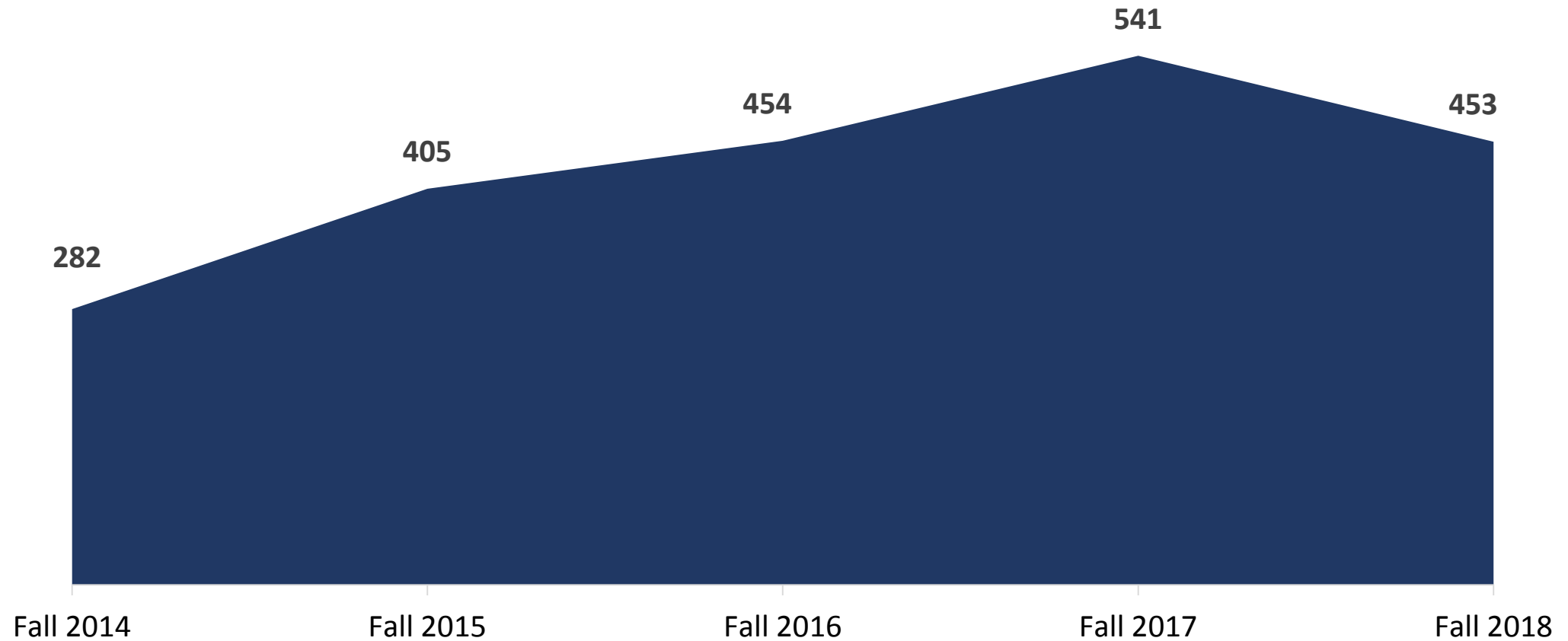
**High school seniors receiving awards from WNC has increased from 3 to 164 in the last five years**

**Over the last five years WNC has experienced an 61% increase in high school students taking dual enrollment courses**



# STUDENTS ENROLLED IN DUAL CREDIT COURSES

Fall 2014 – Fall 2018





# ONLINE EDUCATION

**46% of our student body  
are enrolled in at least  
one online course**

**Online education makes  
up 30% of our full-time  
equivalent (FTE)**

Source: IPEDS fall enrollment snapshot



# OTHER PROGRAMS SUPPORTING STUDENT SUCCESS

## JUMP START COLLEGE

Program enrollment has averaged over 300 full-time college students per year

150 Jump Start students graduated with Associate degrees in Spring 2019

Approximately 350 Jump Start students have earned transfer Associate degrees in the same semester they graduated high school



Source: WNC Institutional Research and Effectiveness reports

# OTHER PROGRAMS SUPPORTING STUDENT SUCCESS

## VETERAN STUDENT SERVICES

Serving approximately 230 students with veteran status



## PRISON EDUCATION

Serving approximately 100 students



Source: WNC Institutional Research and Effectiveness reports





# RECOGNITIONS

**Nursing program recognized as a Top Program in Nevada with a No. 2 rating by RN.careers.org and a No. 3 rating by registerednursing.org**

**Class of 2019 was the largest graduating class in college history with 905 students earning degrees, certificates, or certification preparation awards**

**Child Development Center earned a 4-star rating from the Nevada Department of Education and was named the No. 1 Child Care Center in Carson City by readers of the Nevada Appeal**

**The Governors' Cybersecurity Talent Discovery program recognized WNC's Computer Information Technology Cybersecurity program in the top 3% of colleges with an aptitude to excel in cybersecurity**



