

Governor Guinn Millennium Scholarship Data Sheet



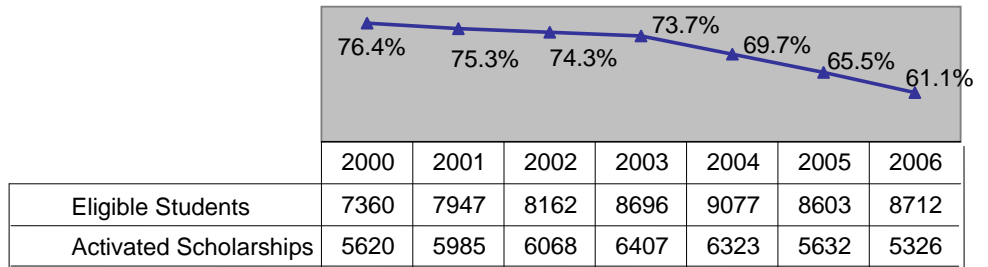
Top Majors

The following table shows the top five majors or degrees selected by new, degree-seeking freshmen eligible for the Millennium Scholarship between Fall 2000 and Spring 2007. The Millennium Scholarship is helping to meet critical work force demands of the state, most notably in nursing.

CSN	
Associate of Arts	17.0%
Business	9.4%
Nursing	7.9%
Associate of General Studies	6.8%
Hotel, Restaurant, & Casino Mgmt	3.0%
GBC	
Associate of Arts	18.1%
Nursing	12.0%
Associate of General Studies	11.4%
Education	10.2%
CRT	9.2%
TMCC	
Associate of Arts	40.0%
Business	7.6%
Nursing	6.7%
Education	5.1%
General Studies	5.1%
WNC	
Business	19.2%
Associate of General Studies	19.0%
Associate of Arts	17.9%
Nursing	8.9%
Criminal Justice	6.0%
NSC	
Nursing	27.0%
Education	17.4%
Business	9.8%
Psychology	6.5%
Biology	5.6%
UNLV	
Business	14.2%
Engineering	5.3%
Biological Sciences	5.1%
Education	5.0%
Nursing	4.5%
UNR	
Business	11.8%
Engineering	9.1%
Education	7.2%
Biology	4.9%
Psychology	4.3%

Capture Rate of Eligible Millennium Scholars

Fall Semesters



Since 2003, the number of high school graduates eligible for the Millennium Scholarship AND enrolled in a Nevada institution continues to decline as a result of the increasing eligibility criteria. (Source: Office of the State Treasurer 11/2007)

College Continuation Rates

Since Implementation of the Millennium Scholarship

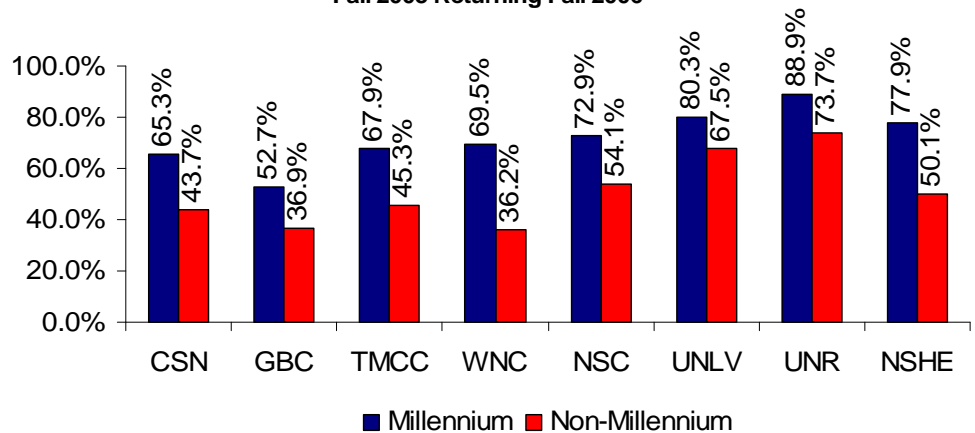
Recent Nevada High School Graduates Immediately Enrolling in College

Recent NV High School Graduates	2000	2004	2005	2006
Nevada HS Graduates (public & private)	13,521	15,583	16,131	16,979
% of NV HS Graduates Attending College	45.3%	56.1%	51.7%	53.2%
% of NV HS Graduates Attending In-state	33.7%	45.7%	42.5%	40.4%
% of NV HS Graduates Attending NSHE	32.9%	43.1%	41.0%	38.3%

It was hoped that implementation of the Millennium Scholarship in 2000 would help increase the college-going rates of students continuing their education at a Nevada institution and appeared to be successful in doing so as the rate increased from 33.7 percent in 2000 to 45.7 percent in 2004. However, since 2004 the college continuation rate at Nevada institutions has declined which may in part be due to the increasing eligibility standards for the Millennium Scholarship coupled with the declining value of the scholarship. (Source: NVD OE, WICHE, IPEDS)

First Time Freshmen Retention Rates

Fall 2005 Returning Fall 2006



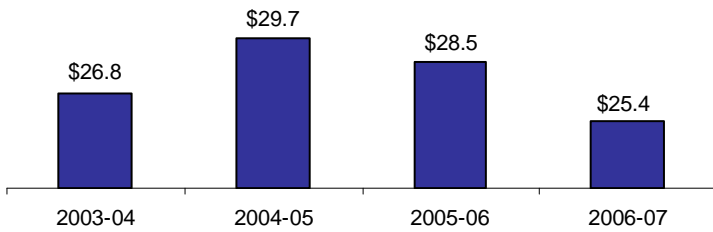
Source: NSHE Data Warehouse

From Fall 2005 to Fall 2006, more Millennium Scholars returned to school and continued their college careers than non-scholars. We know that the assurance of financial assistance makes a difference in students' success.

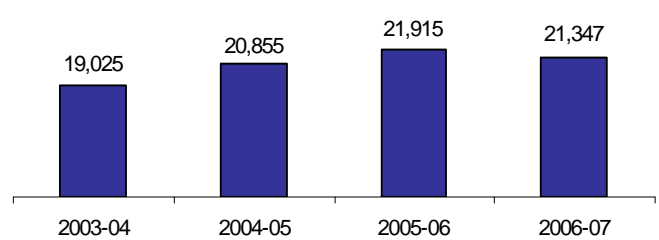
Governor Guinn Millennium Scholarship Data Sheet



NSHE Millennium Disbursements
(in millions)



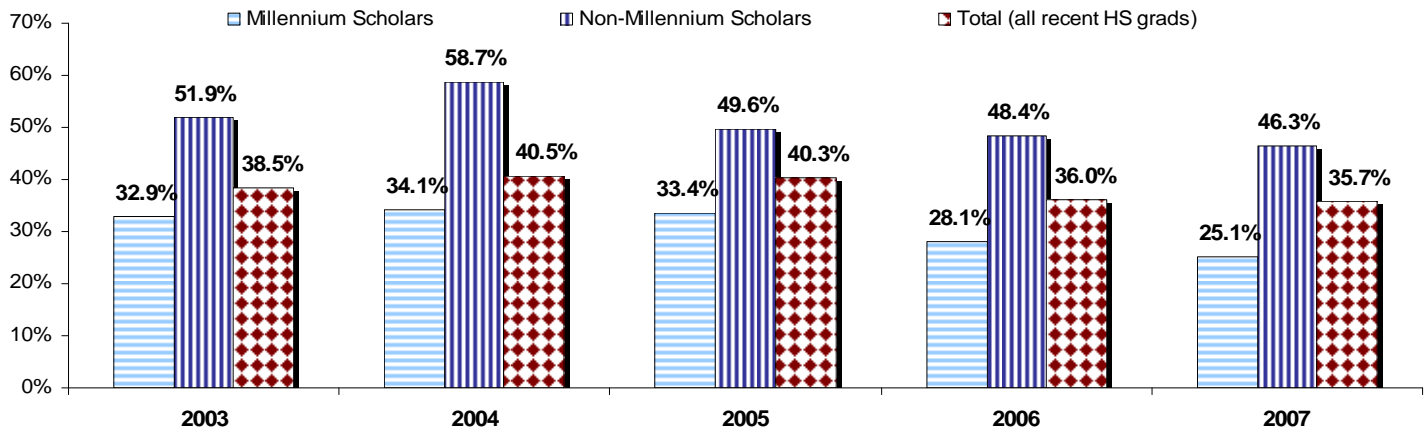
NSHE Millennium Scholar Enrollment
Unduplicated Count of Scholars



Source: Financial Aid Report

Fewer Millennium scholars enrolled in an NSHE institution coupled with the limit on the number of credit hours for which a student may receive Millennium funds (12 credits) is resulting in consistently declining annual disbursements. Additionally, the implementation of the “two strikes” rule that deems a student ineligible for the scholarship after losing eligibility twice has further impacted the number of Millennium Scholars enrolled at an NSHE institution.

Recent NV High School Graduates Enrolling in at Least One Remedial Mathematics or English Course Millennium vs. Non-Millennium Scholars



The NSHE remediation rate is calculated based on students enrolling in at least one remedial English or mathematics course in the summer or fall semesters immediately following high school graduation. Source: NSHE Remedial Report and System Data Warehouse.

Based on the remediation rates of Millennium versus non-Millennium Scholars, it appears that Millennium Scholars are better prepared for the rigors of college-level coursework.

UNR & UNLV Graduation Rates

Cohort: First-time, full-time freshmen, entering Fall 2001 and Graduating with a Bachelor's Degree
Graduating by August 2007 (6-years)
Still Enrolled Fall 2007
Non-Completers

	Millennium Students	Non-Millennium Students	Total
Graduating by August 2007 (6-years)	47.4%	38.1%	44.6%
Still Enrolled Fall 2007	17.9%	9.8%	15.4%
Non-Completers	34.8%	52.1%	40.0%

Source: NSHE Data Warehouse

Students receiving a Millennium Scholarship are more likely to graduate than non-recipients of the Scholarship.