

# ANNUAL REPORT


Academic Year 2023-24



For presentation to the Nevada System of  
Higher Education Board of Regents

March 6-7, 2025

*Geoff Hawkins, TMCC Director of Fitness,  
Wellness and Athletics*



Truckee Meadows Community College  
7000 Dandini Boulevard, Reno, Nevada 89512, 775-673-7111

## HISTORY

In September 2018, TMCC saw the approval of intercollegiate athletics and hired the Director of Fitness, Wellness and Athletics. Groundbreaking for the soccer field took place in November 2018, and the Board of Regents approved TMCC competing in the Scenic West Athletics Conference (SWAC). Following a heralded Opening Day ceremony, the first season of TMCC Soccer took place in Fall 2019. Since that time, TMCC has introduced a new mascot (Mighty), recruited over 90% Nevada high school graduates, and led the way in diversity and gender equity, all while participating in four very successful seasons in the classroom and on the field.

## TMCC ATHLETICS VISION, MISSION



### *Vision Statement*

Truckee Meadows Community College (TMCC) Athletics will be the pride of the TMCC and Northern Nevada Communities.

### *Mission/Purpose Statement*

TMCC Athletics fosters a culture of excellence that provides opportunities for students to develop personal character and leadership skills. We build champions in the classroom, in competition, and in life while serving as an integral part of the community college experience. TMCC Athletics seeks to heighten the visibility of the college and the engagement of the community.

### *TMCC Athletics Program Core Values:*

**INCLUSION**  
**INTEGRITY**  
**ZEST**  
**LEADERSHIP**  
**TRANSPARENCY**  
**DEPENDABILITY**  
**SUCCESS**

# OBJECTIVES OF INTERCOLLEGIATE ATHLETICS 2023-2024

1. *80% or more athletes recruited from Nevada*
2. *Increase access for first-generation student-athletes*
3. *Maintain/improve academic success and persistence rates*
4. *Continue philanthropic work in the community*
5. *Increase and measure branding and media exposure*

## TMCC AND NSHE OBJECTIVES

TMCC is firmly committed to success for all its students and their diverse educational goals, including a commitment to their physical health and wellness. TMCC's competitive athletics program assists TMCC in furthering its efforts to support the NSHE objectives.

### Student Success

Success in the classroom is a direct reflection of the hard work and dedication of the Student Services Division, coaching staff and the student-athletes.

Academic support services provided to student-athletes include mandatory study hall for students with a 3.0 GPA or below, and tutoring and home room services for those students needing extra assistance. Student-athletes are required to meet with their athletics academic advisor for mandatory advising and faculty mentors are available to serve as an experienced guide for the student and liaison to other faculty members.

The academic focus of NSHE, TMCC, its students and staff is the driving force behind our student success and development. Students are incentivized to attend class and excel in the classroom through completion of program requirements in order to continue participation in their sport. In addition, TMCC has a missed class policy to allow students to work with their professors to overcome the challenges associated with class absences due to the demands of athletic travel.

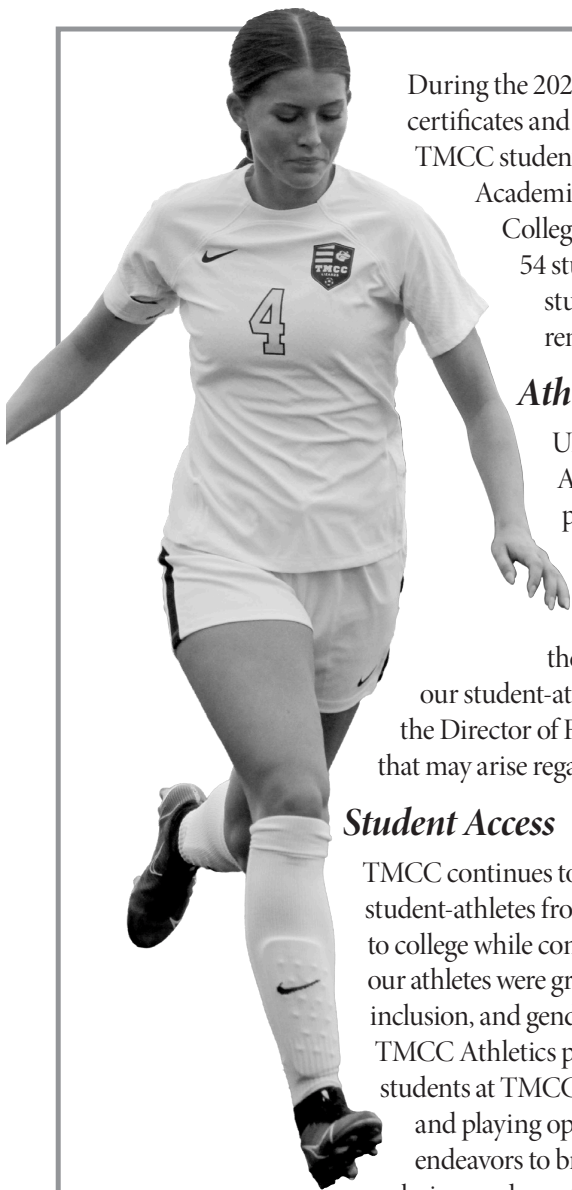
The academic success rate (ASR) for student-athletes at TMCC continues to be a source of pride for Athletics and the Institution. Our model includes recruitment with a strong emphasis on academic expectations, academic advising, support staff and tutors, class attendance and academic success plans in order to facilitate a commendable ASR for graduates and transfers.

Retention*	Academic Year 2023-24		
	Women	Men	Total
1 term (fall to spring retention)	91%	90%	91%
2 term (fall to fall retention)	68%	58%	62%

\*Fall athletes enrolling in next spring/fall term or graduating

Degrees Awarded	Academic Year 2023-24		
	Women	Men	Total
Skills Certificate	2	3	5
Certificate of Achievement	1	1	2
Associates Degree	3	4	7
<b>Total degrees</b>	<b>6</b>	<b>8</b>	<b>14</b>

Degrees Awarded	Academic Year 2023-24					
	Women	%	Men	%	Total	%
Business & Social Sciences	6	26%	5	16%	11	20%
Computer, Math & Physical Sciences	6	26%	8	26%	14	26%
Liberal Arts	2	9%	4	13%	6	11%
Life Sciences, Allied Health & Public Safety	8	35%	7	23%	15	28%
Technical Science	1	4%	7	23%	8	15%



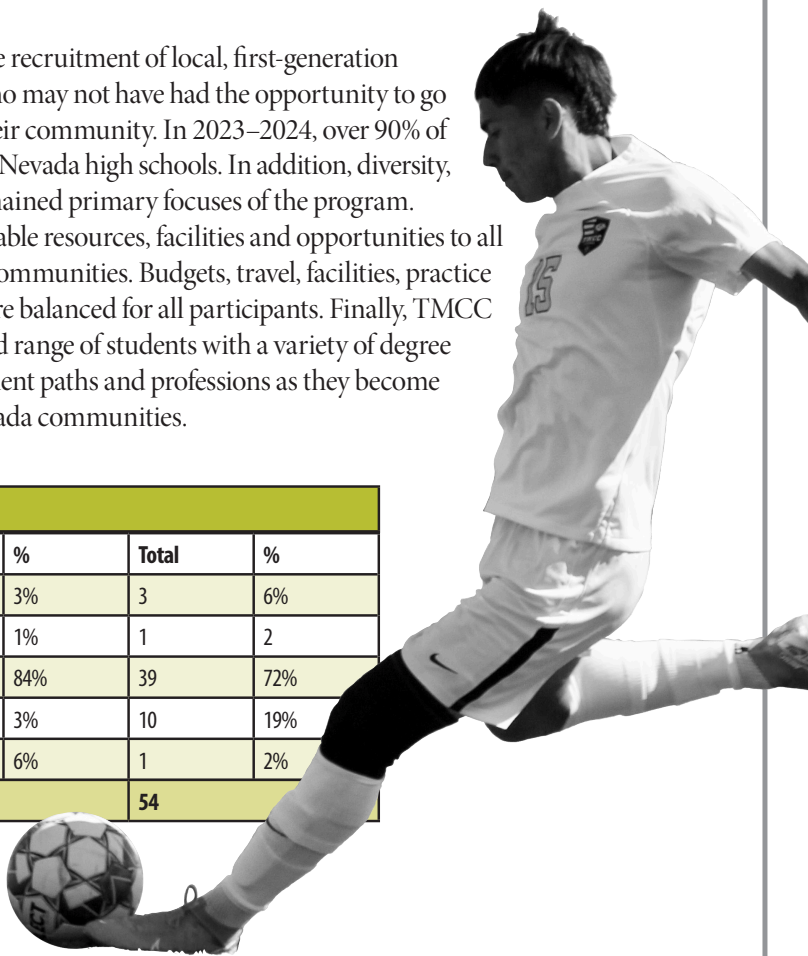
During the 2023-2024 academic year, student-athletes continued to earn associate degrees, skill certificates and certificates of achievement. The academic excellence also continued as numerous TMCC student-athletes were recognized for their outstanding GPAs and were named as SWAC Academic Award recipients, and this year four students were named as National Junior College Athletic Association (NJCAA) Academic All-Americans. In total, TMCC had 54 student-athletes between the men's and women's teams, which included 30 first-year students, and all 54 students had declared degrees. In sum, TMCC's student success remains its primary focus and is demonstrated through the data and analytics.

### ***Athletics Support***

Under the direction of the Director of Fitness, Wellness and Athletics, TMCC Athletics is a collaborative effort among several Student Services units. Key personnel include members of the Compliance and Eligibility Team, including staff members from Academic Advising, Admissions and Records, and the Disability Resource Center. Also included on the Academic Success Team are staff members from Financial Aid, Counseling Services, Tutoring Services and the Recruitment and Access Center. In addition, Faculty Mentors assist in supporting our student-athletes to help answer questions, advocate on their behalf, and communicate with the Director of Fitness, Wellness and Athletics and the Academic Advisor regarding any issues that may arise regarding student-athletes.

### ***Student Access***

TMCC continues to prioritize the recruitment of local, first-generation student-athletes from Nevada who may not have had the opportunity to go to college while competing in their community. In 2023–2024, over 90% of our athletes were graduates from Nevada high schools. In addition, diversity, inclusion, and gender equity remained primary focuses of the program. TMCC Athletics provides equitable resources, facilities and opportunities to all students at TMCC and in our communities. Budgets, travel, facilities, practice and playing opportunities are balanced for all participants. Finally, TMCC endeavors to bring in a broad range of students with a variety of degree choices and eventual employment paths and professions as they become ambassadors and leaders for our Nevada communities.



Degrees Awarded	Academic Year 2023-24					
	Women	%	Men	%	Total	%
Asian	2	9%	1	3%	3	6%
Black	0	0%	1	1%	1	2%
Hispanic	13	59%	26	84%	39	72%
White	0	0%	1	3%	10	19%
Two or more races	7	32%	2	6%	1	2%
<b>Total</b>	<b>22</b>		<b>31</b>		<b>54</b>	

# OUTLINE OF YEAR ACTIVITIES

In Fall 2023, just as the semester got underway, TMCC soccer participated in on-campus activities to prepare for the Scenic West Athletic Conference (SWAC) with a schedule beginning in August 2023. As with the previous year, both men's and women's soccer teams completed successful seasons. Specifically, the women's team tallied new team records for accumulated season wins and overall conference records in the SWAC. In addition, the women's team had a winning record in preseason games and were truly the stand-outs of the Sierra Nevada region. The men's team had their best SWAC record in school history and qualified for the prestigious Region 18 Tournament.

Along with team accolades, both teams earned numerous individual awards in Fall 2023. From their performance on the field, TMCC athletes accumulated eight regional recognition awards and numerous academic awards from the SWAC. Accolades were also received on the National level as a TMCC student-athlete received NJCAA Academic All-American Awards. During this record breaking year, TMCC athletes also performed well in the classroom, obtaining commendable team GPAs and persistence percentages. Perhaps most importantly, both squads had to say heartfelt goodbyes to graduating teammates.



## *Youth Soccer Camps*

Summer 2024 was the second year of youth soccer camps at TMCC, which helped increase the visibility and reputation of the soccer program and attracted the attention of parents, coaches, and players from other cities and regions. This exposure leads to positive word-of-mouth referrals and increased interest in the institution's programs, ultimately helping to expand TMCC's reach and brand recognition. We also expanded on the camp offerings.

The soccer camps also generated revenue for the Athletic Department and started raising scholarship money for individual athletes. Further, the camps helped foster a sense of community and camaraderie among community members. By bringing together players and coaches from different age groups and teams, the camp provides an opportunity for them to connect, learn from one another, and build relationships that go beyond the field. This can contribute to a more positive and supportive culture, and help retain players and coaches over the long term.



## *Partnerships and Regulations*

At TMCC, we continue to focus on well-rounded student-athletes, and giving back to the community. During the 2023-2024 year, our teams took part in significant philanthropic work throughout Northern Nevada. Some favorite partners of our athletes include:

- ❑ The Children's Cabinet,
- ❑ 3 Square Food Bank,
- ❑ Washoe County School District,
- ❑ RAVE (provides respite to families caring for special needs children),
- ❑ Food Bank of Northern Nevada (FBNN provides food for families in need through more than 150 partner agencies across northern Nevada and the eastern slope of the Sierra in California, serving more than 130,000 people every month, almost half of whom are children and seniors), and
- ❑ The Eddy House (specializes in working with homeless and at-risk youth to develop the life and job skills necessary for sustainable independence).

Finally, TMCC Athletics was once again fully compliant with all NJCAA and SWAC regulations and requirements.



## **ATHLETICS ASSOCIATION AND CONFERENCE - NJCAA**

From its inception, TMCC Athletics has been a part of the National Junior College Athletic Association (NJCAA). The NJCAA is the largest athletic association for junior college athletics and maintains three divisions: Division I, II, and III. Based on numerous factors, TMCC competes at the Division I level, a source of pride for our athletes and the local community. In addition to institutional standards, the NJCAA provides academic standards, compliance and bylaws for inclusion, diversity and governance to assure adherence to the same.

TMCC is partnered with the Scenic West Athletic Conference (SWAC). Like the NJCAA, the SWAC has been the conference home for TMCC since it began intercollegiate play during the 2019-2020 year. The SWAC has been a significant partner in the development of the athletic program at TMCC. The conference has provided stability, resources and institutions that are like-minded and have set a standard of competition that is exceptional at the NJCAA level.

The SWAC is committed to play at the Division I level, which allows for full scholarships, with limits provided by the NJCAA. Several institutions, including TMCC, do not offer full scholarships and several schools have programs that provide an opportunity to participate with limited or no scholarships.

## FUTURE PLANS FOR TMCC ATHLETICS

At TMCC we endeavor to constantly improve upon our program to enhance the main objectives of NSHE and the student-athlete experience. Every year, we evaluate where we shine and where improvement needs to occur. In an effort to continually improve, strategies are developed to address the needs and remedies of the program. In this way, the student experience at TMCC is improved and NSHE and TMCC objectives are moved forward.

- 1. Add additional intercollegiate sports*
- 2. Improve sports medicine equipment and services*
- 3. Build athletic grants/scholarships program*
- 4. Continue the development and implementation of fundraising campaigns and events for TMCC Athletics in cooperation with the TMCC Foundation for equipment, operations, and facility enhancements*
- 5. Continue growth and development of athletic marketing campaigns*




## FINANCIALS

As with most athletic programs, TMCC's athletic funding consists of three basic sources: specific student fees, departmental fundraising, and institutional support. Each year, TMCC athletics has maintained a positive fiscal balance in athletics. The 2023–2024 academic year witnessed the TMCC athletic budget continuing to improve consistent to increases in enrollment. Inflation and conference expansion significantly increased the anticipated costs of travel. Fundraising improved slowly as businesses cautiously moved forward with so many unknowns. In response to the slowly rebounding economy, TMCC Athletics made adjustments to tighten spending and expenditures to bridge the situation for the short term.

The student fee has provided for a stable revenue source that provides the majority of TMCC's athletic budget. In addition, the Student Government Association (SGA) provides support each year for the Athletics program. The Director of Fitness, Wellness and Athletics also worked with the TMCC Foundation and successfully obtained additional private donations to help fund enhanced equipment and additional supplies for the athletic teams.

The current athletic program provides for 50–60 full-time students who will generate 1500–1800 credit hours per year for the institution. These 50–60 student-athletes at TMCC are without athletic scholarships and generate an estimated fee value over \$200,000.00 per year (not including fees from summer sessions).



# FUNDRAISING

The Director of Fitness, Wellness and Athletics has engaged the local Northern Nevada communities and raised additional support for the athletics program. The Mighty Lizard Booster Club was established in November 2018. In the 2023-2024 reporting year:

- ❑ We tripled our donor funds.
- ❑ Increased our athletic soccer camp revenues
- ❑ Held the inaugural Kickstart Tailgate fundraising event, which helped contribute to our overall active donor participation and community outreach by raising over \$8,000 for student-athlete scholarships.

Catagory	1.5 in	FY23	FY24
Donor/Foundation Funds	\$5,089	\$3,540	\$10,315
Gift In-Kind	-	\$15,000	-
<b>Total</b>	<b>\$5,089</b>	<b>\$18,540</b>	<b>\$10,315</b>

## VAMOS VERDES - THE FUTURE IS MIGHTY AND BRIGHT

During Fall 2023 and Spring 2024 not only did TMCC Athletics meet and adapt to the immediate challenges presented, but also improved upon its foundation with new enhancements to benefit the future of the program. In the next five years, TMCC Athletics will continue to focus on building the program and giving back to the community. Specifically, we are striving to bring additional intercollegiate sports to the program. Our Student Government has recently been encouraged by the student body to add additional sports, such as volleyball. Adding a sport is a process that will take time, but this endeavor has become a focal point of the program for the near future. Also, as the program grows, we will continue to enhance our sports medicine facilities to provide the best care possible for our student-athletes. Finally, we will continue to build our infrastructure through staff growth and facility improvements.

TMCC is proud of its athletics program and believes its future is bright. With the expansion of programs and staff, exciting new adventures are forthcoming. For now, TMCC will continue to ensure that their two soccer programs continue with strong academic and athletic performance, and remain an integral part of TMCC student life, and the Northern Nevada community.





**INTERCOLLEGIATE ATHLETICS  
OPERATING BUDGET REPORT**

*Title 4, Chapter 24, 9(b)(iii)*

*This report should reconcile to Workday manager balance reporting*

	June 30, 2024			June 30, 2025			Budget Variance		
	Actuals			Projected Year End			Board Approved Original Budget*	\$	%
	State Funds	Self Supporting	Total	State Funds	Self Supporting	Total			
<b>Operating Revenues:</b>									
State Appropriations	\$ -	\$ -	\$ -	\$ -	\$ -	\$ -	\$ -	\$ -	#DIV/0!
Sales and Services:									
Ticket Sales	-	-	-	-	-	-	-	-	#DIV/0!
Conference and NCAA Distributions	-	-	-	-	-	-	-	-	#DIV/0!
Game Guarantees	-	-	-	-	-	-	-	-	#DIV/0!
Marketing, Promotion, and Royalties	-	-	-	-	-	-	-	-	#DIV/0!
Other Sales & Services	-	29,017	29,017	-	19,550	19,550	14,000	5,550	40%
Gift Revenues	-	-	-	-	-	-	-	-	#DIV/0!
Student Tuition and Fees	-	75,245	75,245	-	72,000	72,000	154,746	(82,746)	-53%
<b>Subtotal</b>	-	104,262	104,262	-	91,550	91,550	168,746	(77,196)	-46%
Transfers In	-	350,577	350,577	-	357,703	357,703	224,260	133,443	60%
<b>Total Revenues</b>	\$ -	\$ 454,839	\$ 454,839	\$ -	\$ 449,253	\$ 449,253	\$ 393,006	\$ 56,247	14%
<b>Operating Expenditures:</b>									
Personnel Costs	\$ -	\$ 127,982	127,982	\$ -	\$ 225,991	225,991	\$ 225,991	\$ 0	0%
General Operations	-	169,958	169,958	-	117,000	117,000	117,000	-	0%
Travel	-	84,673	84,673	-	112,200	112,200	112,200	-	0%
Financial Aid	-	-	-	-	-	-	-	-	#DIV/0!
<b>Subtotal</b>	-	382,613	382,613	-	455,191	455,191	455,191	0	8.568E-09
Transfers Out-Debt Service	-	-	-	-	-	-	-	-	#DIV/0!
Transfers Out-Other	-	75,926	75,926	-	72,000	72,000	-	(72,000)	#DIV/0!
<b>Total Expenditures</b>	\$ -	\$ 458,539	\$ 458,539	\$ -	\$ 527,191	\$ 527,191	\$ 455,191	\$ (72,000)	-0.1581752
<b>Net increase(decrease) to reserves</b>	-	(3,700)	(3,700)	-	(77,938)	(77,938)	(62,185)	128,247	
<b>Beginning reserves (deficit)</b>	-	201,345	201,345	-	197,645	197,645	197,645	-	
<b>Ending reserves</b>	\$ -	\$ 197,645	\$ 197,645	\$ -	\$ 119,707	\$ 119,707	\$ 135,460	\$ 128,247	95%

**Variance Analysis**

*Please provide an explanation of variances over 10%. Add Lines if Necessary.*

**Revenue**

Student Tuition & Fees: Variance represents transfers that were budgeted in student fee revenue.  
Other: Camp revenues higher than anticipated.

Transfers In: Variance represents student fee transfers that were included in revenue.

**Expenditures**

Transfers Out-Other: Variance is for transfer out that was not budgeted.

**Balance Budget Statement** *T4, Chp 24, 9(b)(iii)*

*Statement should acknowledge balancing the budget and if the current financial model is sustainable. For Example, the report should address whether the department stayed within originally approved budget and, if not, why and how did the department or institution balance the budget? A balance budget would occur if there was a positive variance in the net increase to reserves for the year. If the department did not stay within the original budget, the statement should include a detailed plan to achieve a sustainable financial model in future years.*

TMCC offset the budget to actual variance with reserves contained within the Athletic program. TMCC anticipates funding any negative variances with institutional reserves.

*\*Board approved budget—do not use budget revised during the fiscal year.*

Intercollegiate Athletics  
Annual Report

	Prior Year Actuals					Five Year Projections				
	Title 4, Chapter 24, 9(a)					Title 4, Chapter 24, 7				
	FY20	FY21	FY22	FY23	FY24	FY25	FY26	FY27	FY28	FY29
<b>Operating Revenues:</b>										
State Appropriations					\$ -	\$ -	\$ -	\$ -	\$ -	\$ -
Sales and Services:										
Ticket Sales					-	-	-	-	-	-
Conference and NCAA Distributions					-	-	-	-	-	-
Game Guarantees					-	-	-	-	-	-
Marketing, Promotion, and Royalties		6,150	4,003	8,122	-	-	-	-	-	-
Other Sales & Services	5,800	-	-	-	29,017	19,550	20,000	20,000	20,000	20,000
Gift Revenues	93,743	85,501	82,171	72,970	-	-	13,000	13,000	13,000	13,000
Student Tuition and Fees	-	-	-	-	75,245	72,000	72,000	72,000	72,000	72,000
<b>Subtotal</b>	<b>99,543</b>	<b>91,651</b>	<b>86,174</b>	<b>81,093</b>	<b>104,262</b>	<b>91,550</b>	<b>105,000</b>	<b>105,000</b>	<b>105,000</b>	<b>105,000</b>
Transfers In	313,899	409,945	274,814	400,018	350,577	357,703	285,703	308,623	364,024	368,820
<b>Total Revenues</b>	<b>\$ 413,442</b>	<b>\$ 501,596</b>	<b>\$ 360,987</b>	<b>\$ 481,110</b>	<b>\$ 454,839</b>	<b>\$ 449,253</b>	<b>\$ 390,703</b>	<b>\$ 413,623</b>	<b>\$ 469,024</b>	<b>\$ 473,820</b>
<b>Operating Expenditures:</b>										
Personnel Costs	\$ 121,732	\$ 122,596	\$ 92,863	\$ 83,426	\$ 127,982	\$ 225,991	\$ 230,511	\$ 235,121	\$ 239,824	\$ 244,620
General Operations	78,977	69,378	105,180	114,653	169,958	117,000	117,000	117,000	117,000	117,000
Travel	63,439	56,661	98,597	91,790	84,673	112,200	112,200	112,200	112,200	112,200
Financial Aid	-	-	-	-	-	-	-	-	-	-
<b>Subtotal</b>	<b>264,147</b>	<b>248,634</b>	<b>296,639</b>	<b>289,869</b>	<b>382,613</b>	<b>455,191</b>	<b>459,711</b>	<b>464,321</b>	<b>469,024</b>	<b>473,820</b>
Transfers Out-Debt Service	-	-	-	-	-	-	-	-	-	-
Transfers Out-Other	113,900	218,695	82,171	108,378	75,926	72,000	-	-	-	-
<b>Total Expenditures</b>	<b>\$ 378,047</b>	<b>\$ 467,329</b>	<b>\$ 378,810</b>	<b>\$ 398,247</b>	<b>\$ 458,539</b>	<b>\$ 527,191</b>	<b>\$ 459,711</b>	<b>\$ 464,321</b>	<b>\$ 469,024</b>	<b>\$ 473,820</b>
<b>Net increase(decrease) to reserves</b>	<b>35,395</b>	<b>34,267</b>	<b>(17,823)</b>	<b>82,863</b>	<b>(3,700)</b>	<b>(77,938)</b>	<b>(69,008)</b>	<b>(50,698)</b>	<b>0</b>	<b>(0)</b>
<b>Beginning reserves (deficit)</b>	<b>66,642</b>	<b>102,037</b>	<b>136,304</b>	<b>118,481</b>	<b>201,345</b>	<b>197,645</b>	<b>119,706</b>	<b>50,698</b>	<b>(0)</b>	<b>(0)</b>
<b>Ending reserves</b>	<b>\$ 102,037</b>	<b>\$ 136,304</b>	<b>\$ 118,481</b>	<b>\$ 201,345</b>	<b>\$ 197,645</b>	<b>\$ 119,706</b>	<b>\$ 50,698</b>	<b>\$ (0)</b>	<b>\$ (0)</b>	<b>\$ (0)</b>

**Other Key Assumptions for Five Year Plan**

List any other key assumptions used in the "Five Year Projections" statement. Add or remove lines as necessary.

Personnel Costs: Assuming 2% increase year over year.

Transfers In: Sources are General Improvement Fees, SGA Fees, Student Activities Fees, & Unrestricted College Funds