

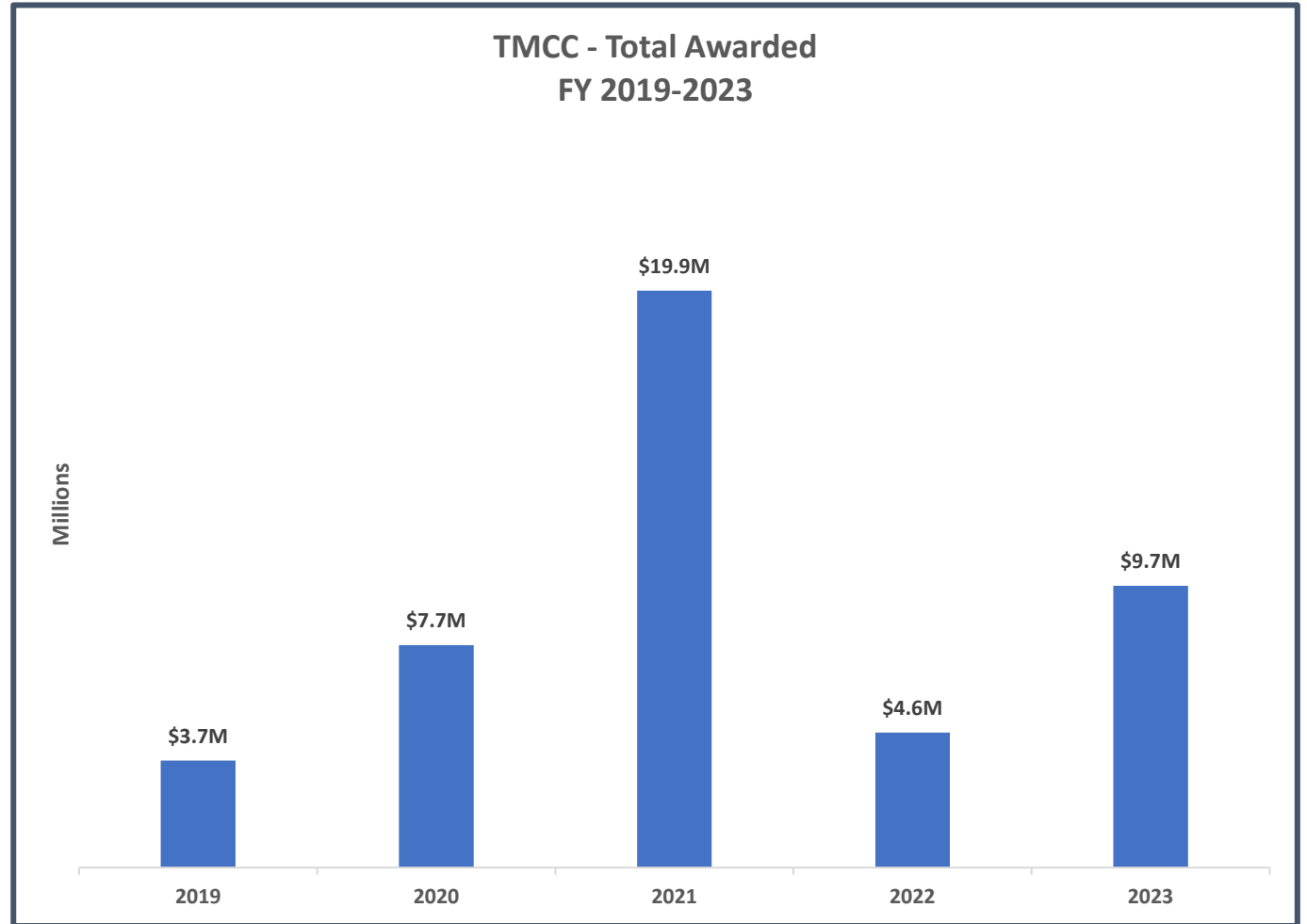
TRUCKEE MEADOWS COMMUNITY COLLEGE

Received increased funding from:

- Governor's Office of Economic Development
- US Department of Education
- National Institutes of Health
- NV Department of Health and Human Services

Increased in the categories:

- Instruction \$1.9M
- Research \$19K
- Student Services \$538K
- Other \$2.2M
- Scholarships \$339K



WESTERN NEVADA COLLEGE

Received increased funding from:

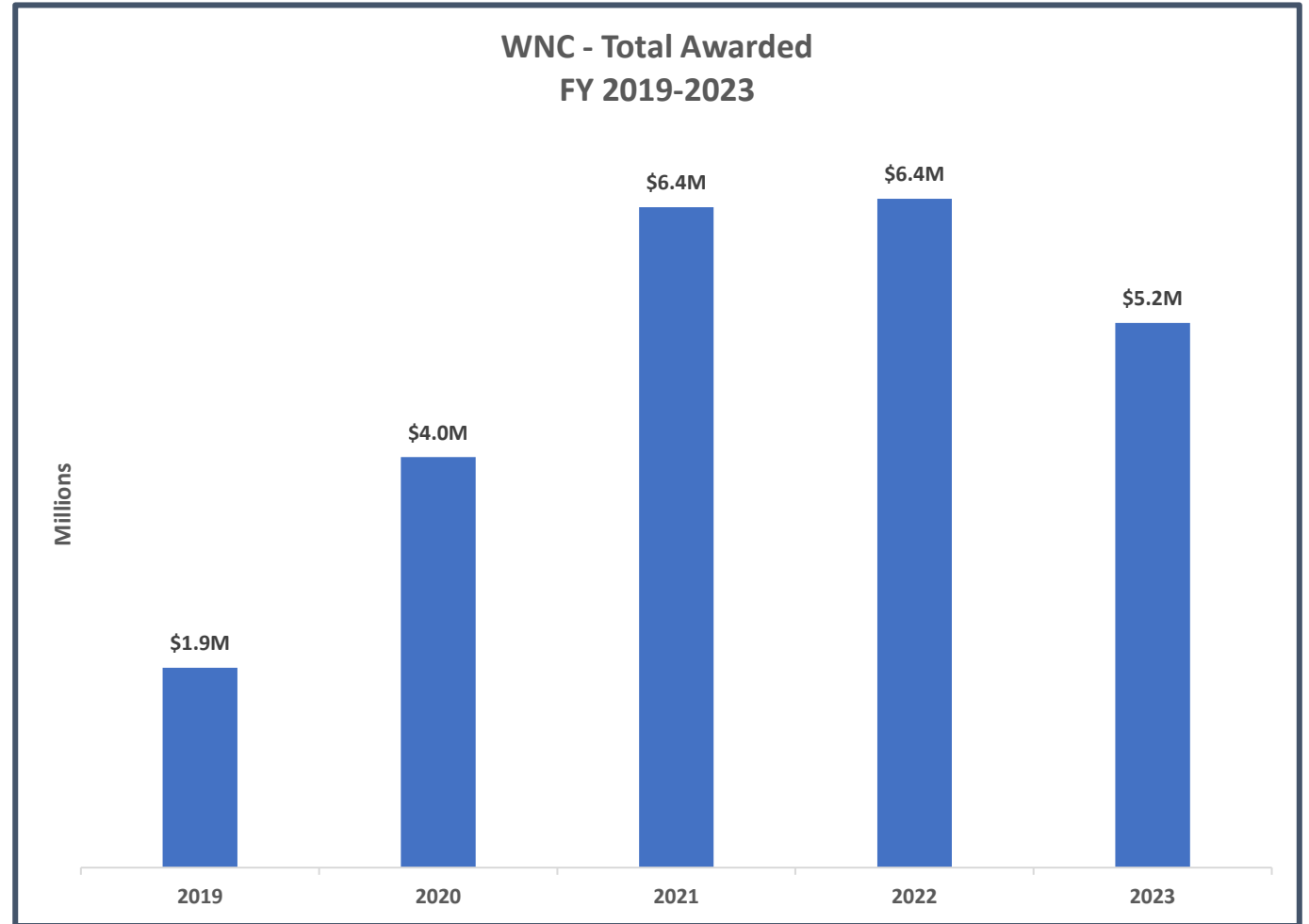
- US Department of Labor
- Environmental Protection Agency
- NASA Space Grant
- Nevada IDeA Network of Biomedical Research Excellence

Increased in the categories:

- Instruction \$507K
- Research \$11K
- Public Service \$1.3M
- Student Services \$270K

Decreased in the categories:

- Other \$1.1M
- Scholarships \$2.2M



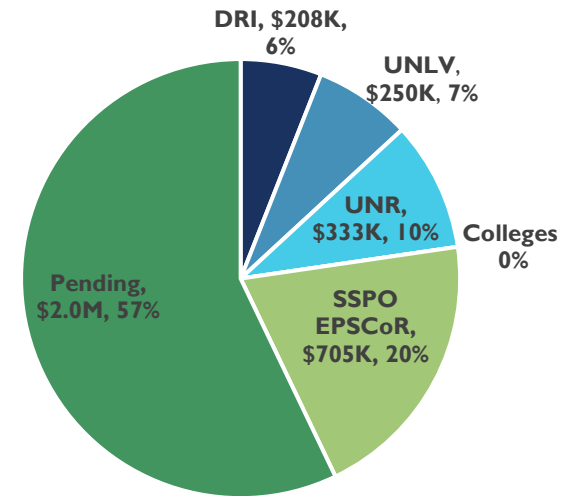
Subawards to:	UNLV Total \$	UNLV # of Subs	UNR Total \$	UNR # of Subs	DRI Total \$	DRI # of Subs	NSHE SA Total \$	NSHE SA # of Subs
UNLV	\$0	0	\$1,411,069	4	\$596,387	4	\$2,821,635	27
UNR	\$813,905	7	-	-	\$453,270	5	\$2,698,210	25
DRI	\$18,880	1	\$10,463	1	\$0	0	\$1,810,109	19
NSC	\$0	0	\$644,564	1	\$0	0	\$235,116	5
CSN	\$10,260	1	\$150,667	1	\$0	0	\$3,902,641	10
GBC	\$0	0	\$155,401	1	\$0	0	\$542,749	5
TMCC	\$0	0	\$435,920	1	\$0	0	\$1,289,826	7
WNC	\$0	0	\$84,185	1	\$0	0	\$510,482	6
Total	\$843,045	9	\$2,892,269	10	\$1,049,657	9	\$13,810,768	104

INTRA-SYSTEM COLLABORATIONS FY 2023

Institution	Submitted	Received	Total Amount Awarded
UNLV	772	453	\$123,635,648
UNR	1,137	698	\$232,317,006
DRI	260	166	\$47,475,587
NSC	32	19	\$11,083,070
CSN	41	28	\$15,087,462
GBC	18	16	\$4,134,288
TMCC	28	38	\$9,694,466
WNC	22	21	\$5,248,147
Total	2,310	1,439	\$448,675,674

PROPOSALS SUBMITTED AND RECEIVED FY 2023

DISTRIBUTION OF STATE PROGRAM MATCHING FUNDS FY 2023



- Programs Matched:
- NSF EPSCoR
- NASA EPSCoR
- Department of Education
- NASA Space Grant
- EPSCoR Infrastructure

Pending funds are not released until a competition is held per sponsor program, these include scholarships/fellowships, faculty grants, new hires, project development, etc. – See Appendix D

2022 – 2023 SPONSORED PROGRAMS ANNUAL REPORT

- FY 2022 \$448.1M received in new awards
- Covid-19 Pandemic Response/Recovery Funding FY 2022 \$24.8M

QUESTIONS?

